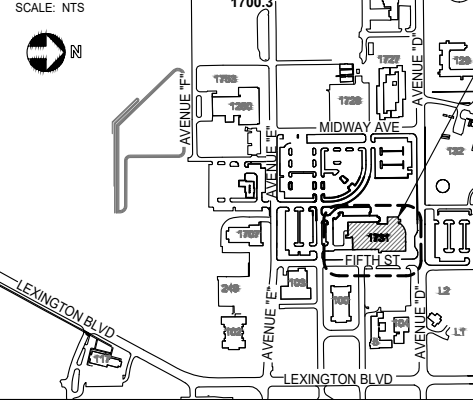


LOCATION MAP



FLOOR PLAN 1 ADMIN ANNEX LEVEL 1

SCALE: NTS

ARCH REF: 1/A101
1/101A
1/A101B

QUANTITY: EW1-15 EW2-1

EW3-7 EW4-7

EW4A-1 EW5-20 EW6-2 EW9-1 W1-1 W2-1

W3-1 W6-1 W7-2 W9-1 DOOR 10-1 DOOR 11-1

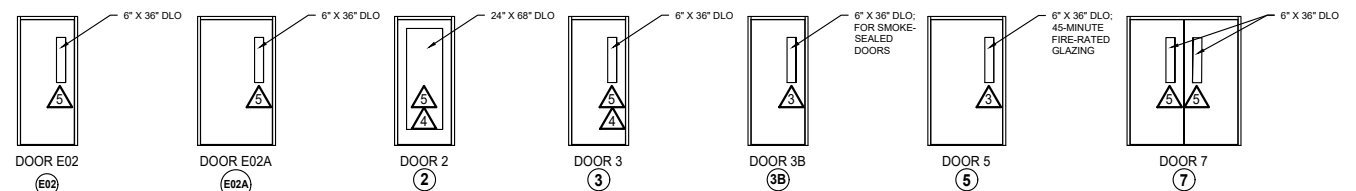
DOOR 12-1 DOOR 13-1

GLASS WALL SYSTEM(S):

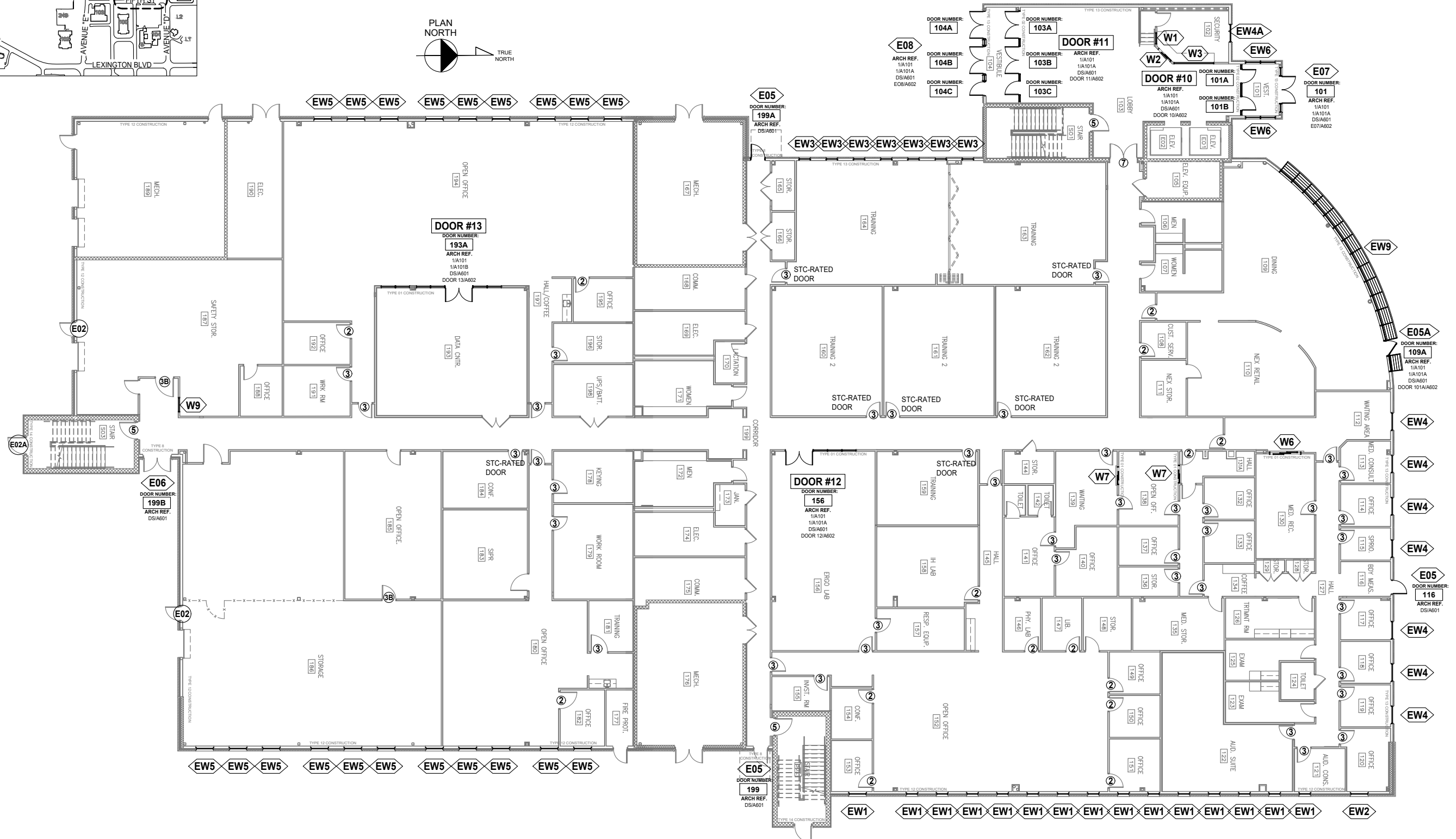
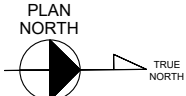
KAWNEER IR 501T ALUMINUM STOREFRONT
KAWNEER 350 IR MEDIUM STILE ENTRANCES
KAWNEER 1600 SYSTEM 1 CURTAIN WALL
KAWNEER TRIFAB VG-450 ALUMINUM STOREFRONT
KAWNEER VERSOLEIL SUN SHADE
CL LAURENCE DAISY PASS-THROUGH WINDOWS

ELEVATIONS 2 MISCELLANEOUS GLAZING

SCALE: NTS



REFER TO THE DOOR SCHEDULE, ON THE ARCHITECTURAL PLANS, SHEET #A601 & #A602.



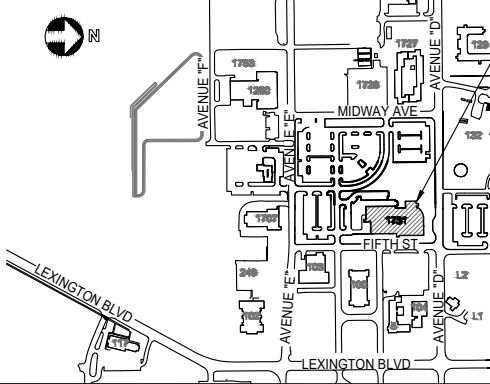
EVINS GLASS SERVICE, INC.
101 N.P.I.D., CORPUS CHRISTI, TX 78406
WORK (361) 884-3995 FAX (361) 884-4262

PROJECT: NAVAL AIR STATION CORPUS CHRISTI
NEW ADMIN ANNEX AND A.C.R.S.
ARCHITECT: NAVAL FACILITIES ENGINEERING COMMAND
GENERAL CONTRACTOR: W.G. YATES & SONS CONSTRUCTION CO.
877-677-5411

PROJECT NO.	EGS-2102-02
DRAWN BY	fp
DATE	04/03/21
SCALE	NTS
DRAWING	FLOOR PLANS
SHEET	P1

NO.	DATE	BY	DESCRIPTION
5	04/03/21	fp	Separated the Annex and Repair Shop Projects
4	03/23/21	fp	Corrections Made
3	03/07/21	fp	First Submittal
2	03/05/21	fp	2nd Draft for Review by Fabricator; Checked for Congruency
1	03/03/21	fp	Advanced Rough Draft

LOCATION MAP
SCALE: NTS



POWERTRAIN ADMIN ANNEX BUILDING

FLOOR PLAN 1 ADMIN ANNEX LEVEL 2

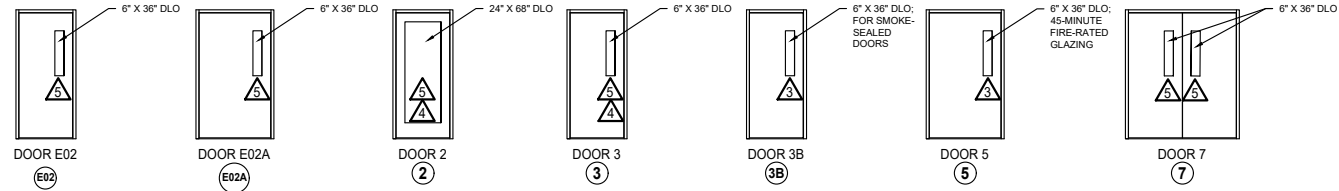
SCALE: NTS

ARCH REF: 1/A102
1/102A
1/A102B

QUANTITY: EW1-15 EW1A-2
EW1B-2 EW2-1
EW3-8 EW4-5
EW4A-3 EW4B-3 EW5-42 EW7-1
EW8-1 W4-1 W5-2 W8-4

GLASS WALL SYSTEM(S):

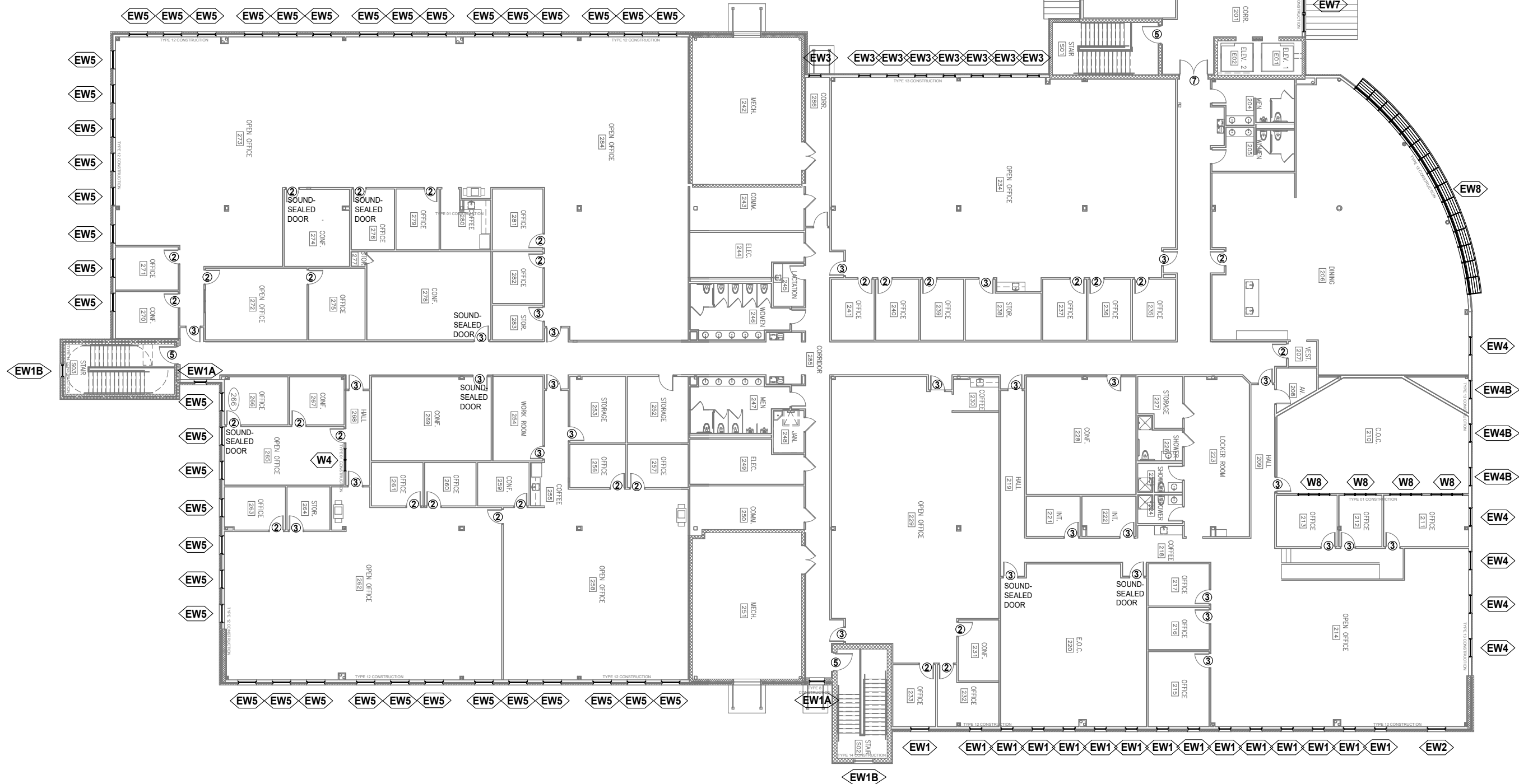
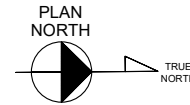
KAWNEER IR 501T ALUMINUM STOREFRONT
KAWNEER 350 IR MEDIUM STILE ENTRANCES
KAWNEER 1600 SYSTEM 1 CURTAIN WALL
KAWNEER TRIFAB VG-450 ALUMINUM STOREFRONT
KAWNEER VERSOLEIL SUN SHADE
CL LAURENCE DAISY PASS-THROUGH WINDOWS



ELEVATIONS 2 MISCELLANEOUS GLAZING

SCALE: NTS

REFER TO THE DOOR SCHEDULE, ON THE ARCHITECTURAL PLANS, SHEET #A601 & #A602.



EVINS GLASS SERVICE, INC.
101 N.P.I.D., CORPUS CHRISTI, TX 78406
WORK (361) 884-3995 FAX (361) 884-4262

PROJECT: NAVAL AIR STATION CORPUS CHRISTI
NEW ADMIN ANNEX AND A.C.R.S.
ARCHITECT: NAVAL FACILITIES ENGINEERING COMMAND
GENERAL CONTRACTOR: W.G. YATES & SONS CONSTRUCTION CO. 877-877-5411

PROJECT NO.	EGS-2102-02
DRAWN BY	fp
DATE	04/03/21
SCALE	NTS
DRAWING	FLOOR PLANS
SHEET	P2

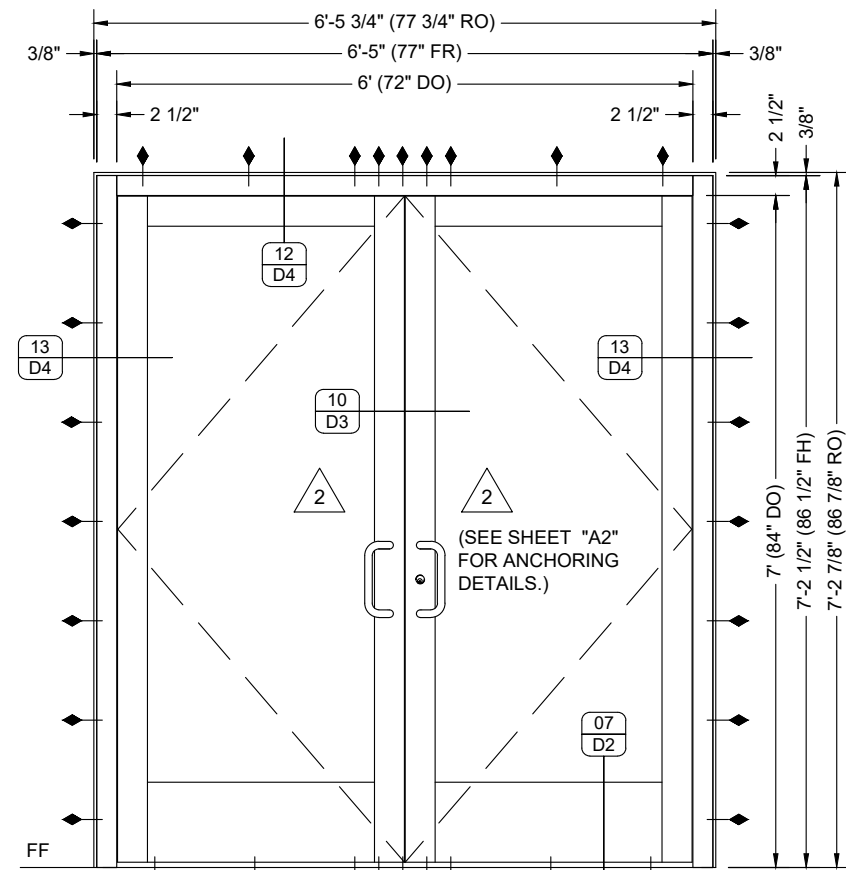
NO.	DATE	BY	DESCRIPTION
1	03/03/21	fp	Advanced Rough Draft
2	03/05/21	fp	2nd Draft for Review by Fabricator; Checked for Congruency
3	03/07/21	fp	First Submittal
4	03/23/21	fp	Corrections Made
5	04/03/21	fp	Separated the Annex and Repair Shop Projects

NO.	DATE	DESCRIPTION
5	04/03/21	Separated the Annex and Repair Shop Projects
4	03/23/21	Corrections Made
3	03/07/21	First Submittal
2	03/05/21	2nd Draft for Review by Fabricator; Checked for Congruency
1	03/03/21	Advanced Rough Draft

EVINS GLASS SERVICE, INC.
 101 N.P.I.D., CORPUS CHRISTI, TX 78406
 WORK (361) 884-3995 FAX (361) 884-4262

PROJECT: NAVAL AIR STATION CORPUS CHRISTI
NEW ADMIN ANNEX AND A.C.R.S.
 ARCHITECT: NAVAL FACILITIES ENGINEERING COMMAND
 GENERAL CONTRACTOR: W.G. YATES & SONS CONSTRUCTION CO.
 877-677-5411

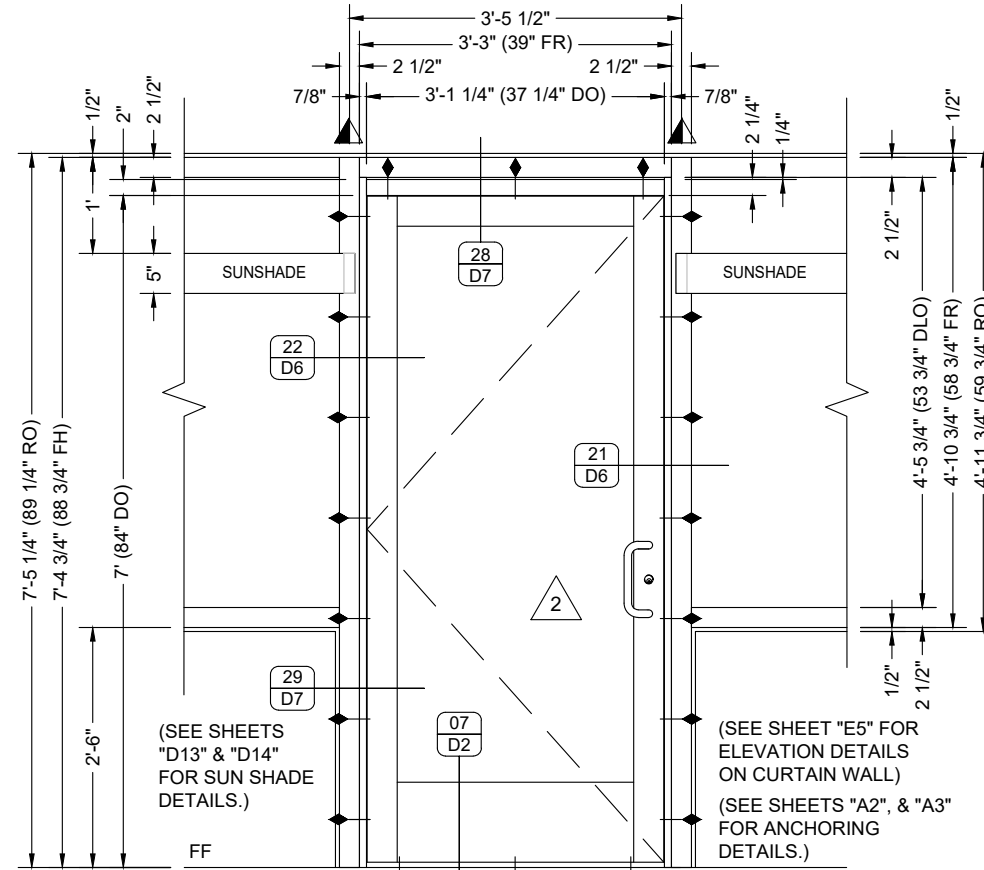
PROJECT NO.	EGS-2102-02
DRAWN BY	fp
DATE	04/03/21
SCALE	1/2" = 1'-0"
DRAWING	ELEVATIONS
SHEET	E1



ELEVATION
E06 ANNEX ENTRANCE TC 08
 KAWNEER 350 IR STANDARD MEDIUM STILE ENTRANCE ON KAWNEER IR 501 STOREFRONT FRAMING

QUANTITY: 01
 SCALE: 1/2" = 1'-0"
 ARCH REF: 1/A101, 1/A101A, DS/A601, E06/A602
 DOOR NUMBER(S): 199B

HARDWARE
 DOOR(S): 199B (PAIR)
GROUP #6
 1 Exit Device XP98-QEL-NL-OP 626 VON
 1 Exit Device XP98-EO 626 VON
 2 Continuous Hinge 780-111HD EPT 10 PREP 626 VON/ROTON
 1 Removable Mullion KR-9954 626 VON
 2 Door Closer CO2021 HD 689 CR
 1 Drop Plate X Spacer CO2021 HD SPRING STOP ARM 689 CR
 1 Rim Cylinder M1002RD1 626 LDSA
 1 Threshold THRESHOLD MILL KAW
 1 Rain Drip R3Y004 4" 628 PMK
 1 Door Bottom R3C415 628 PMK
 1 Power Supply PS902-2RS 628 SCH
 1 Power Transfer EPT10 628 SCH
 1 Door Pos. DPS-M-GY BLK SEC

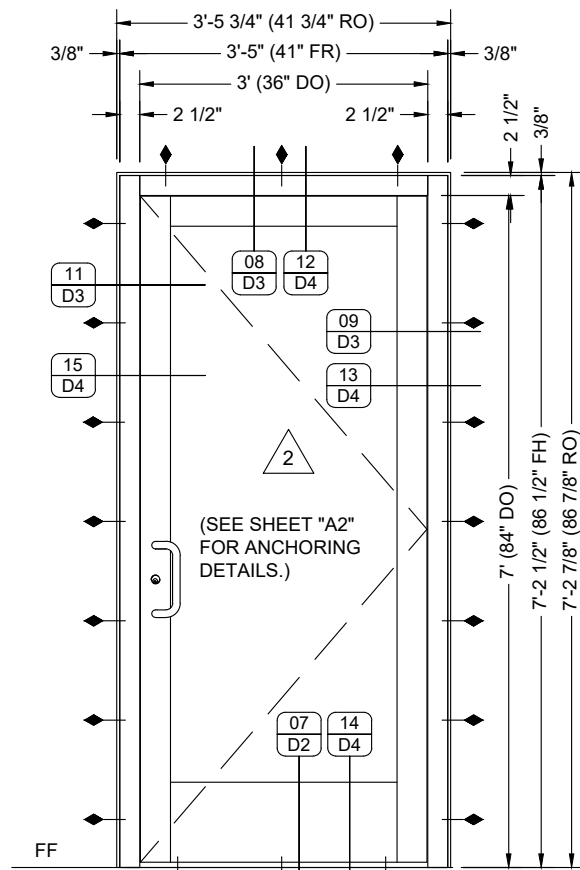


ELEVATION
E05A ANNEX ENTRANCE TC 06/13
 KAWNEER 350 IR STANDARD MEDIUM STILE ENTRANCE ON KAWNEER 1600 IR SYSTEM 1 CURTAIN WALL FRAMING

QUANTITY: 01
 SCALE: 1/2" = 1'-0"
 ARCH REF: 1/A101, 1/A101A, DS/A601, E05A/A602, EW9/A603
 DOOR NUMBER(S): 109A

HARDWARE
 DOOR(S): 109A (SINGLE)
GROUP #5
 1 Exit Device HH9947 QEL-NL-OP 626 VON
 1 Continuous Hinge 780-111HD EPT 10 PREP 628 HAG/ROTON
 1 Power Supply PS902-2RS 628 SCH
 1 Power Transfer EPT10 628 SCH
 1 Door Pos. DPS-M-GY BLK SEC
 1 Door Closer C02021 HD SPRING STOP ARM 689 CR
 1 Dummy Rim Cylinder DR200 626 LDSA
 1 Threshold THRESHOLD MILL KAW
 1 Rain Drip R3Y004 4" 628 PMK
 1 Door Bottom R3C415 628 PMK
 1 Seals MANUF BLK KAW

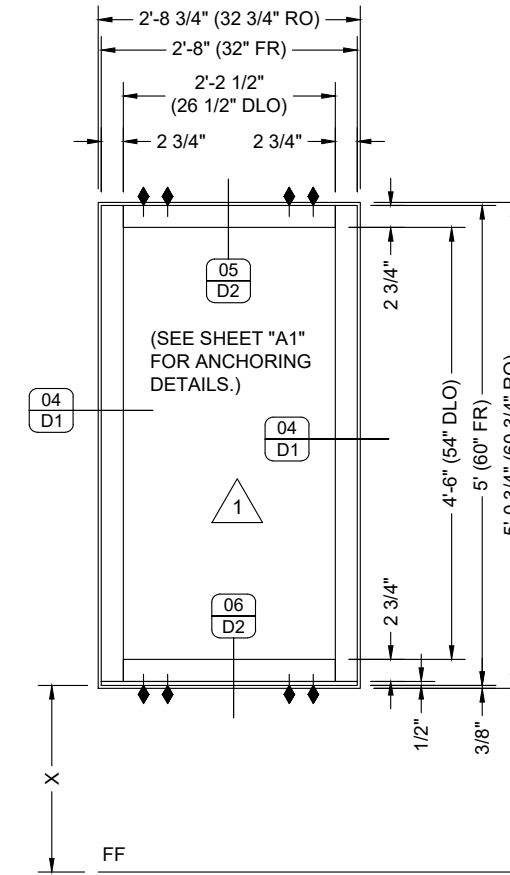
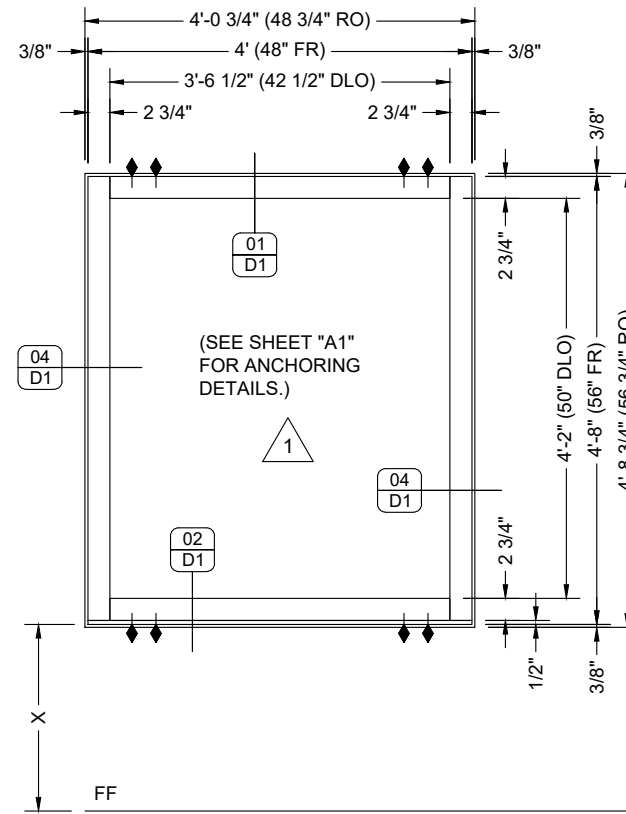
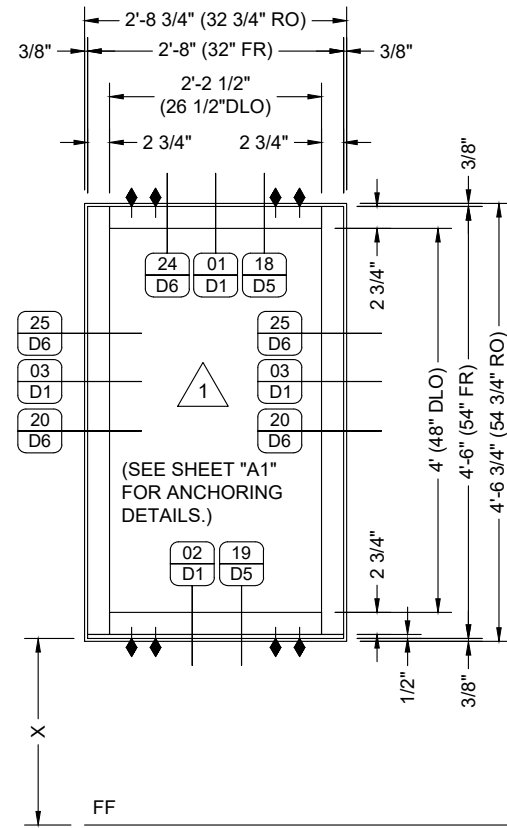
- LEGEND**
- STANDARD "T" TYPE ANCHOR
 - ▲ STANDARD "F" TYPE ANCHOR
 - ◆ STANDARD "U" TYPE ANCHOR
 - ◆ SCHEDULED ANCHOR



ELEVATION
E05 ANNEX ENTRANCE TC 06/08/13
 KAWNEER 350 IR STANDARD MEDIUM STILE ENTRANCE ON KAWNEER IR501 STOREFRONT FRAMING

QUANTITY: 03
 SCALE: 1/2" = 1'-0"
 ARCH REF: 1/A101, 1/A101A, DS/A601, E05/A602
 DOOR NUMBER(S): 199, 199A, 116

HARDWARE
 DOOR(S): 116, 199, 199A (SINGLE)
GROUP #5
 1 Exit Device HH9947 QEL-NL-OP 626 VON
 1 Continuous Hinge 780-111HD EPT 10 PREP 628 HAG/ROTON
 1 Power Supply PS902-2RS 628 SCH
 1 Power Transfer EPT10 628 SCH
 1 Door Pos. DPS-M-GY BLK SEC
 1 Door Closer C02021 HD SPRING STOP ARM 689 CR
 1 Dummy Rim Cylinder DR200 626 LDSA
 1 Threshold THRESHOLD MILL KAW
 1 Rain Drip R3Y004 4" 628 PMK
 1 Door Bottom R3C415 628 PMK
 1 Seals MANUF BLK KAW



ELEVATION

QUANTITY: EW1 - 30
 EW1A - 2
 EW1B - 2

SCALE: 1/2" = 1'-0"

HEIGHT "X" - EW1 - 2'-6"
 EW1A - 2'-8"
 EW1B - REF.

ARCH REF: ARCH 3/A312
 1/A101



ANNEX EXT STOREFRONT

TC 08/12/14

KAWNEER IR 501T ALUMINUM STOREFRONT FRAMING

1/A101A 1/A101B 1/A102
 1/A102A 1/A102B 1/A203 2/A203
 EW1/A603 EW1A/A603 EW1B/A603

ELEVATION

QUANTITY: 02
 SCALE: 1/2" = 1'-0"
 HEIGHT "X" - 2'-8"
 ARCH REF: 1/A101



ANNEX EXT STOREFRONT

TC 12

KAWNEER IR 501T ALUMINUM STOREFRONT FRAMING

1/A101A 1/A101B 1/A102
 1/A102A 1/A102B 1/A203
 2/A202 EW2/A603

ELEVATION

QUANTITY: 15
 SCALE: 1/2" = 1'-0"
 HEIGHT "X" - 2'-6"
 ARCH REF: 1/A101



ANNEX EXT STOREFRONT

TC 06/13

KAWNEER IR 501T ALUMINUM STOREFRONT FRAMING

1/A101A 1/A101B 1/A102 1/A102A
 1/A102B 1/A201 EW3/A603

EVINS GLASS SERVICE, INC.

101 N.P.I.D., CORPUS CHRISTI, TX 78406

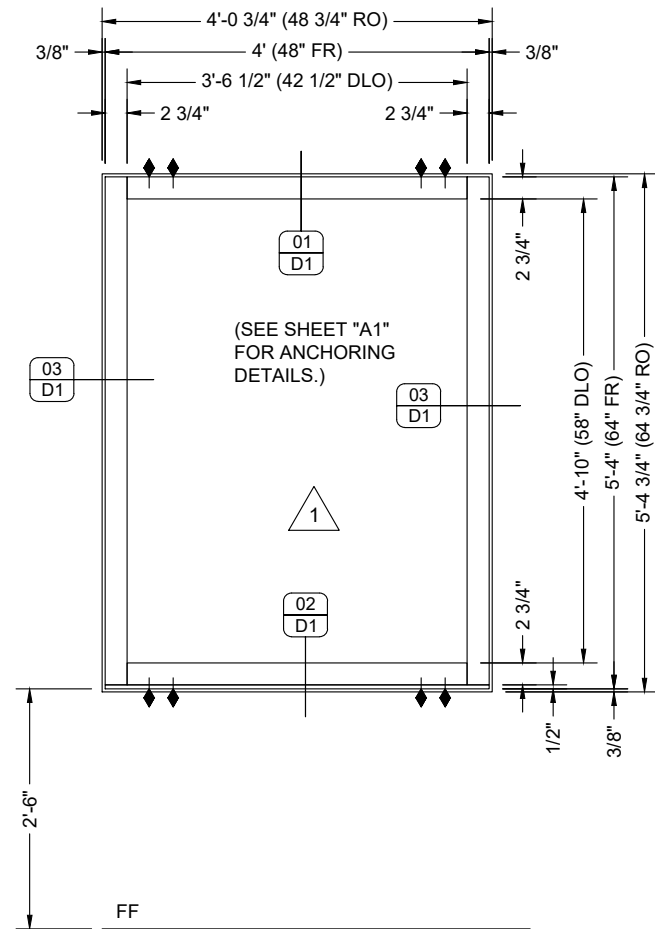
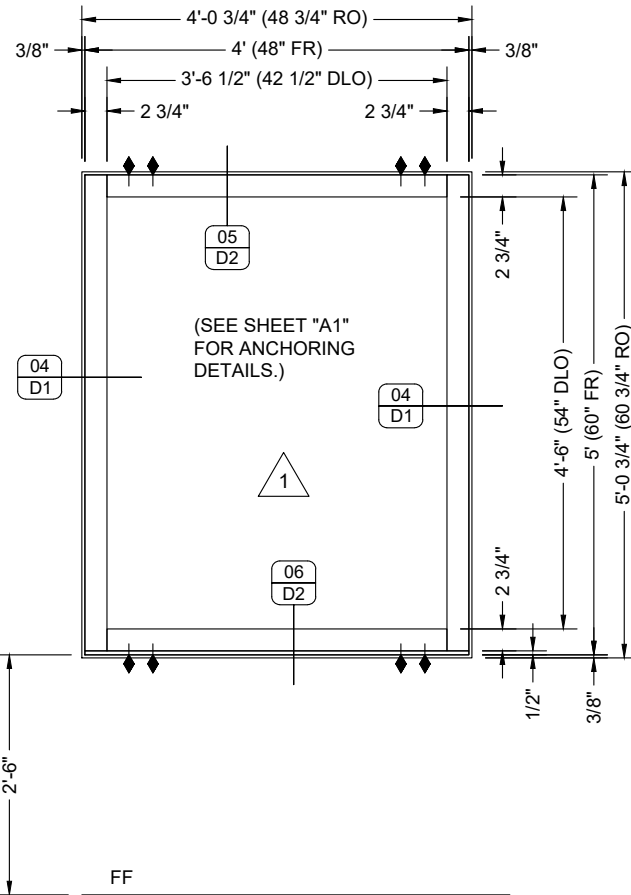
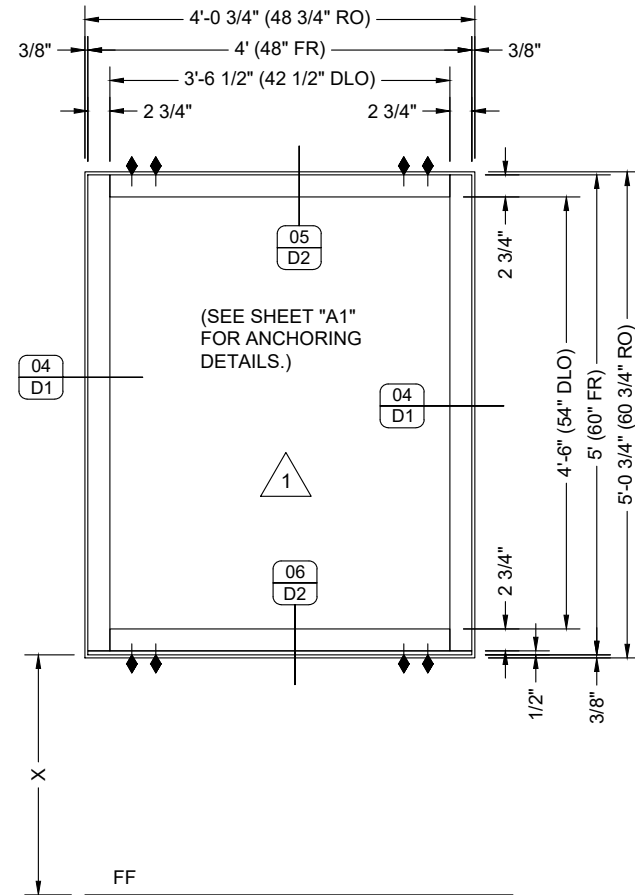
WORK (361) 884-3995 FAX (361) 884-4262

PROJECT: NAVAL AIR STATION CORPUS CHRISTI
NEW ADMIN ANNEX AND A.C.R.S.

ARCHITECT: NAVAL FACILITIES
 ENGINEERING COMMAND
 GENERAL CONTRACTOR: W.G. YATES & SONS CONSTRUCTION CO.
 877-877-5411

PROJECT NO.	
EGS-2102-02	
DRAWN BY	DATE
fp	04/03/21
SCALE	
1/2" = 1'-0"	
DRAWING	
ELEVATIONS	
SHEET	
E2	

5	fp	04/03/21	Separated the Annex and Repair Shop Projects
4	fp	03/23/21	Corrections Made
3	fp	03/07/21	First Submittal
2	fp	03/05/21	2nd Draft for Review by Fabricator; Checked for Congruency
1	fp	03/03/21	Advanced Rough Draft
	SUB	DATE	DESCRIPTION



ELEVATION

QUANTITY: EW4 - 12
 EW4A - 4
 SCALE: 1/2" = 1'-0"
 HEIGHT "X" - EW4 - 2'-6"
 EW4A - 2'-8"
 ARCH REF: 1/A101
 1/A101A
 1/A101B
 1/A102
 1/A102A
 1/A102B 1/A202 2/A202
 EW4/A603 EW4/A603



ANNEX EXT STOREFRONT TC 13

KAWNEER IR 501T ALUMINUM STOREFRONT FRAMING

ELEVATION

QUANTITY: 03
 SCALE: 1/2" = 1'-0"
 ARCH REF: 1/A102
 1/A102A 1/A102B 1/A202
 EW4B/A603



ANNEX EXT STOREFRONT TC 13

KAWNEER IR 501T ALUMINUM STOREFRONT FRAMING

ELEVATION

QUANTITY: 62
 SCALE: 1/2" = 1'-0"
 ARCH REF: 1/A101
 1/A101A 1/A101B 1/A102 1/A102A
 1/A102B 2/A201 2/A202 2/A203
 EW5/A603



ANNEX EXT STOREFRONT TC 12

KAWNEER IR 501T ALUMINUM STOREFRONT FRAMING

NO.	DATE	DESCRIPTION
5	04/03/21	Separated the Annex and Repair Shop Projects
4	03/23/21	Corrections Made
3	03/07/21	First Submittal
2	03/05/21	2nd Draft for Review by Fabricator; Checked for Congruency
1	03/03/21	Advanced Rough Draft

EVINS GLASS SERVICE, INC.

101 N.P.I.D., CORPUS CHRISTI, TX 78406
 WORK (361) 884-3995 FAX (361) 884-4262

PROJECT: NAVAL AIR STATION CORPUS CHRISTI
NEW ADMIN ANNEX AND A.C.R.S.

ARCHITECT: NAVAL FACILITIES
 ENGINEERING COMMAND
 GENERAL CONTRACTOR: W.G. YATES & SONS CONSTRUCTION CO.
 877-677-5411

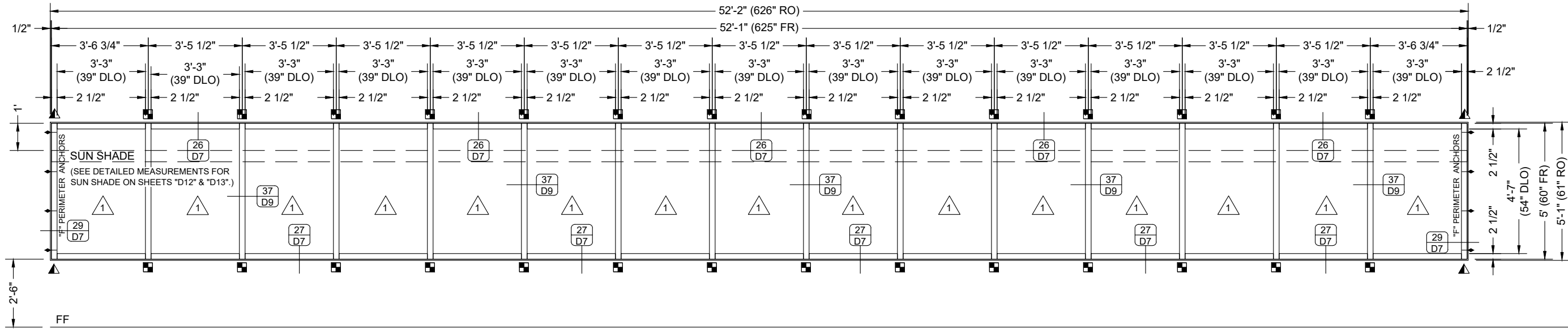
PROJECT NO. EGS-2102-02

DRAWN BY: fp DATE: 04/03/21

SCALE: 1/2" = 1'-0"

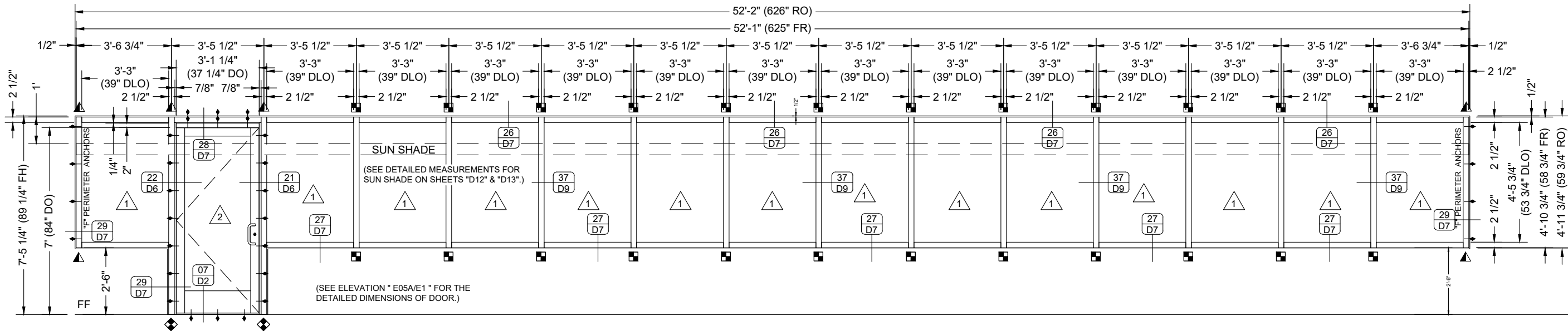
DRAWING: ELEVATIONS

SHEET: E3



ELEVATION ANNEX CURVED CURTAIN WALL LEVEL 2
 QUANTITY: 01
 SCALE: 1/2" = 1'-0"
 ARCH REF: 1/A102
 1/A102A
 DS/A601
 EW8 & EW9/A603
 EW8/A603

EW8 TC 06/13
 KAWNEER 1600 IR SYSTEM 1 CURTAIN WALL



ELEVATION ANNEX CURVED CURTAIN WALL LEVEL 1
 QUANTITY: 01
 SCALE: 1/4" = 1'-0"
 ARCH REF: 1/A101
 1/A101A
 DS/A601
 EW8 & EW9/A603
 EW9/A603

EW9 TC 06/13
 KAWNEER 1600 IR SYSTEM 1 CURTAIN WALL

HARDWARE
 (SEE "E05A/E1" FOR HARDWARE SCHEDULE)

- LEGEND**
- STANDARD "T" TYPE ANCHOR
 - ▲ STANDARD "F" TYPE ANCHOR
 - ◆ STANDARD "U" TYPE ANCHOR
 - ◆ SCHEDULED ANCHOR

DATE	DESCRIPTION
04/03/21	Separated the Annex and Repair Shop Projects
03/23/21	Corrections Made
03/07/21	First Submittal
03/05/21	2nd Draft for Review by Fabricator; Checked for Congruency
03/03/21	Advanced Rough Draft

EVINS GLASS SERVICE, INC.
 101 N.P.I.D., CORPUS CHRISTI, TX 78406
 WORK (361) 884-3995 FAX (361) 884-4262

PROJECT: NAVAL AIR STATION CORPUS CHRISTI
NEW ADMIN ANNEX AND A.C.R.S.
 ARCHITECT: NAVAL FACILITIES ENGINEERING COMMAND
 GENERAL CONTRACTOR: W.G. YATES & SONS CONSTRUCTION CO.
 877-677-5411

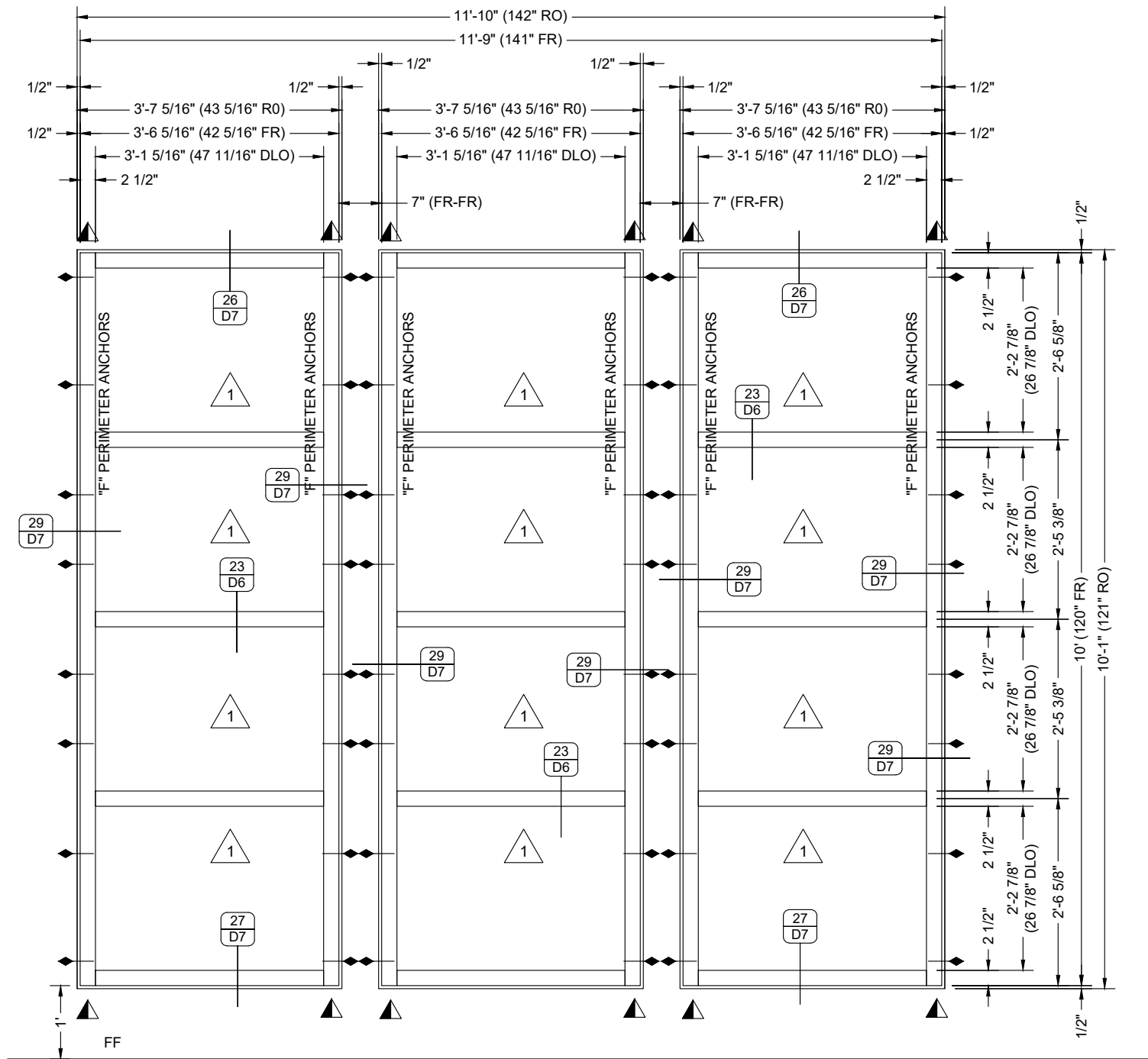
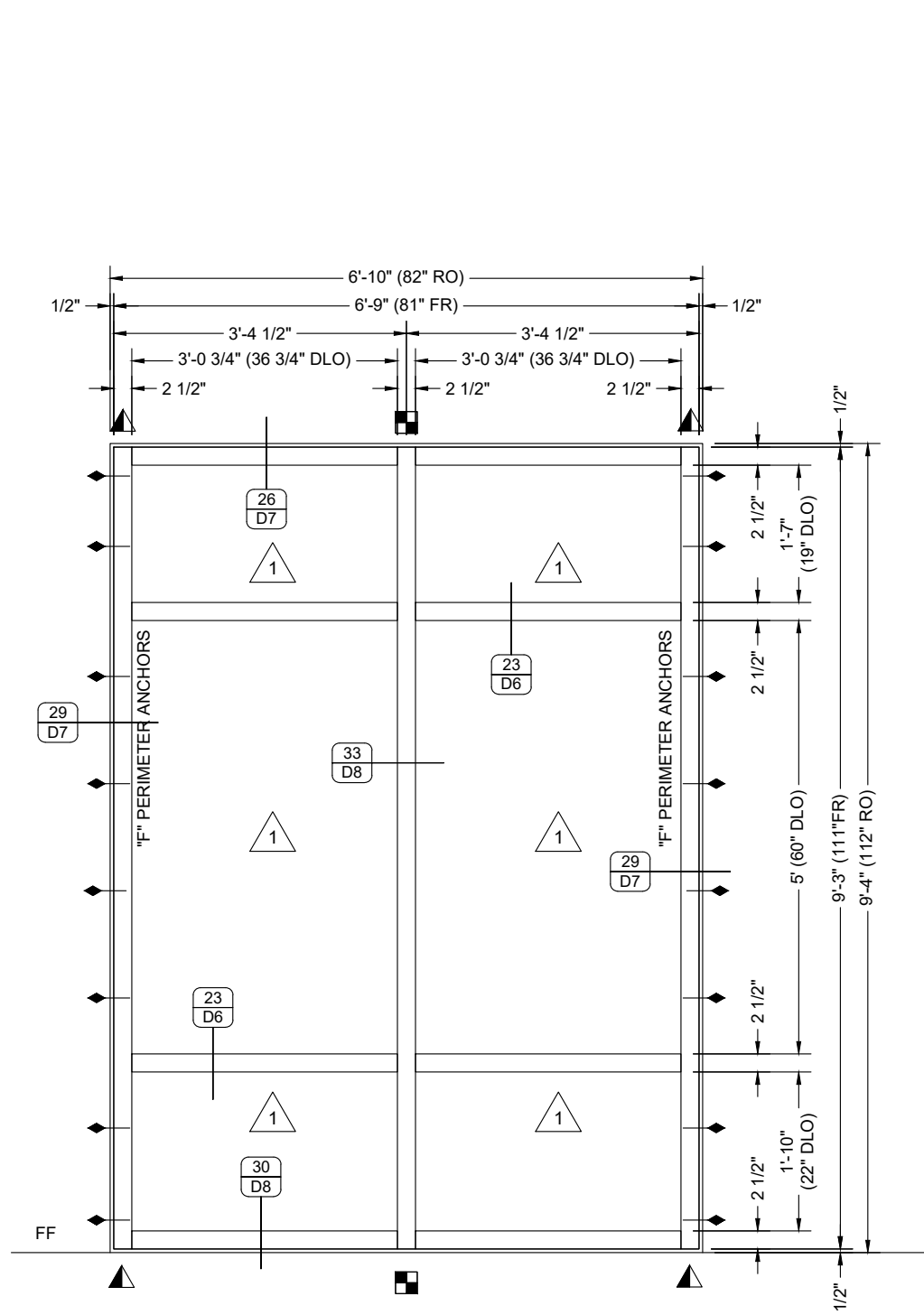
PROJECT NO.	EGS-2102-02
DRAWN BY	fp
DATE	04/03/21
SCALE	1/4" = 1'-0"
DRAWING	ELEVATIONS
SHEET	E5

NO.	DATE	DESCRIPTION
1	03/03/21	Advanced Rough Draft
2	03/05/21	2nd Draft for Review by Fabricator; Checked for Congruency
3	03/07/21	First Submittal
4	03/23/21	Corrections Made
5	04/03/21	Separated the Annex and Repair Shop Projects

EVINS GLASS SERVICE, INC.
 101 N.P.I.D., CORPUS CHRISTI, TX 78406
 WORK (361) 884-3995 FAX (361) 884-4262

PROJECT: NAVAL AIR STATION CORPUS CHRISTI
NEW ADMIN ANNEX AND A.C.R.S.
 ARCHITECT: NAVAL FACILITIES ENGINEERING COMMAND
 GENERAL CONTRACTOR: W.G. YATES & SONS CONSTRUCTION CO.
 877-677-5411

PROJECT NO.	EGS-2102-02
DRAWN BY	fp
DATE	04/03/21
SCALE	1/2" = 1'-0"
DRAWING	ELEVATIONS
SHEET	E4



- LEGEND**
- STANDARD "T" TYPE ANCHOR
 - ▲ STANDARD "F" TYPE ANCHOR
 - ◆ STANDARD "U" TYPE ANCHOR
 - ◆ SCHEDULED ANCHOR

ELEVATION

QUANTITY: 02
 SCALE: 1/2" = 1'-0"
 ARCH REF: 1/A101
 1/A101A
 1/A201
 EW6/A603



ANNEX CURTAIN WALL

KAWNEER 1600 IR SYSTEM 1 CURTAIN WALL

TC 13

ELEVATION

QUANTITY: 01
 SCALE: 1/2" = 1'-0"
 ARCH REF: 1/A101
 1/A101A
 1/A202
 EW7/A603



ANNEX CURTAIN WALL

KAWNEER 1600 IR SYSTEM 1 CURTAIN WALL

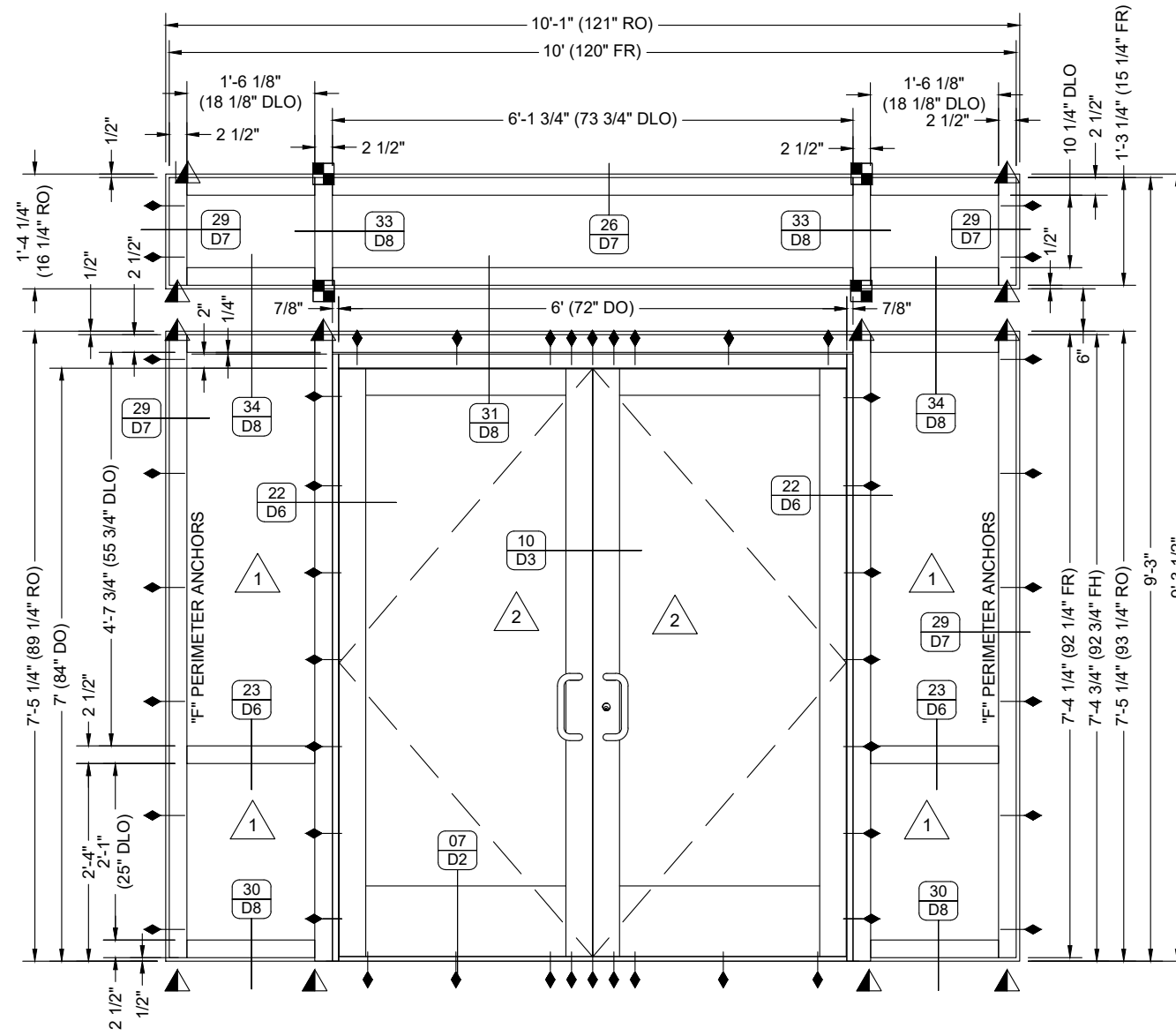
TC 13

DATE	DESCRIPTION
04/03/21	Separated the Annex and Repair Shop Projects
03/23/21	Corrections Made
03/07/21	First Submittal
03/05/21	2nd Draft for Review by Fabricator; Checked for Congruency
03/03/21	Advanced Rough Draft

EVINS GLASS SERVICE, INC.
 101 N.P.I.D., CORPUS CHRISTI, TX 78406
 WORK (361) 884-3995 FAX (361) 884-4262

PROJECT: NAVAL AIR STATION CORPUS CHRISTI
NEW ADMIN ANNEX AND A.C.R.S.
 ARCHITECT: NAVAL FACILITIES ENGINEERING COMMAND
 GENERAL CONTRACTOR: W.G. YATES & SONS CONSTRUCTION CO.
 877-677-5411

PROJECT NO. EGS-2102-02	
DRAWN BY fp	DATE 04/03/21
SCALE 1/2" = 1'-0"	
DRAWING ELEVATIONS	
SHEET E6	



LEGEND

- STANDARD "T" TYPE ANCHOR
- ▲ STANDARD "F" TYPE ANCHOR
- ◆ STANDARD "U" TYPE ANCHOR
- ◆ SCHEDULED ANCHOR

ELEVATION

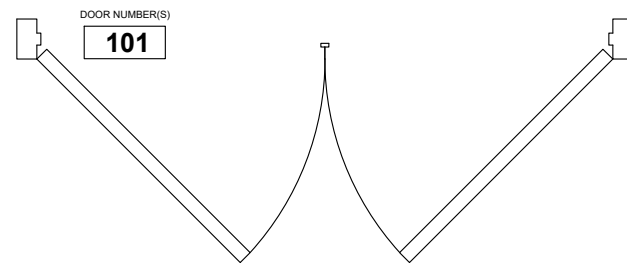
QUANTITY: 01
 SCALE: 1/2" = 1'-0"
 ARCH REF: 1/A101
 1/A101A
 2/A202
 1/A303
 DS/A601
 E07/A602
 DOOR NUMBER(S): 101

E07

ANNEX CURTAIN WALL

TC 06/13

KAWNEER 350 IR STANDARD MEDIUM STILE ENTRANCE ON
 KAWNEER 1600 IR SYSTEM 1 CURTAIN WALL FRAMING



HARDWARE

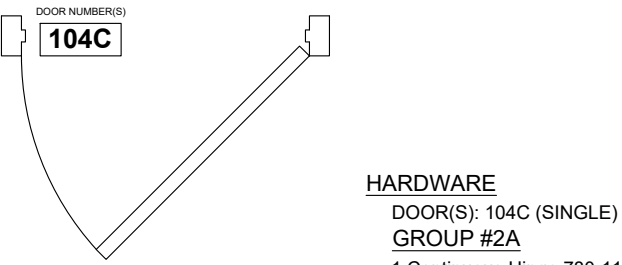
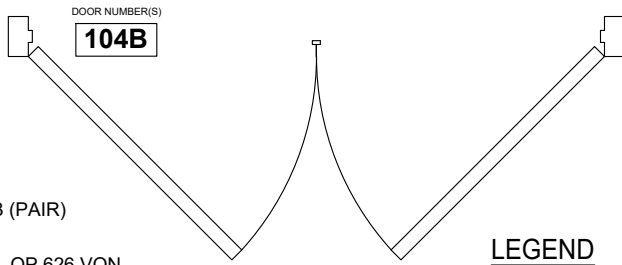
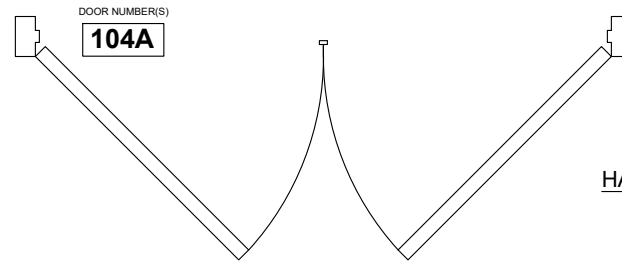
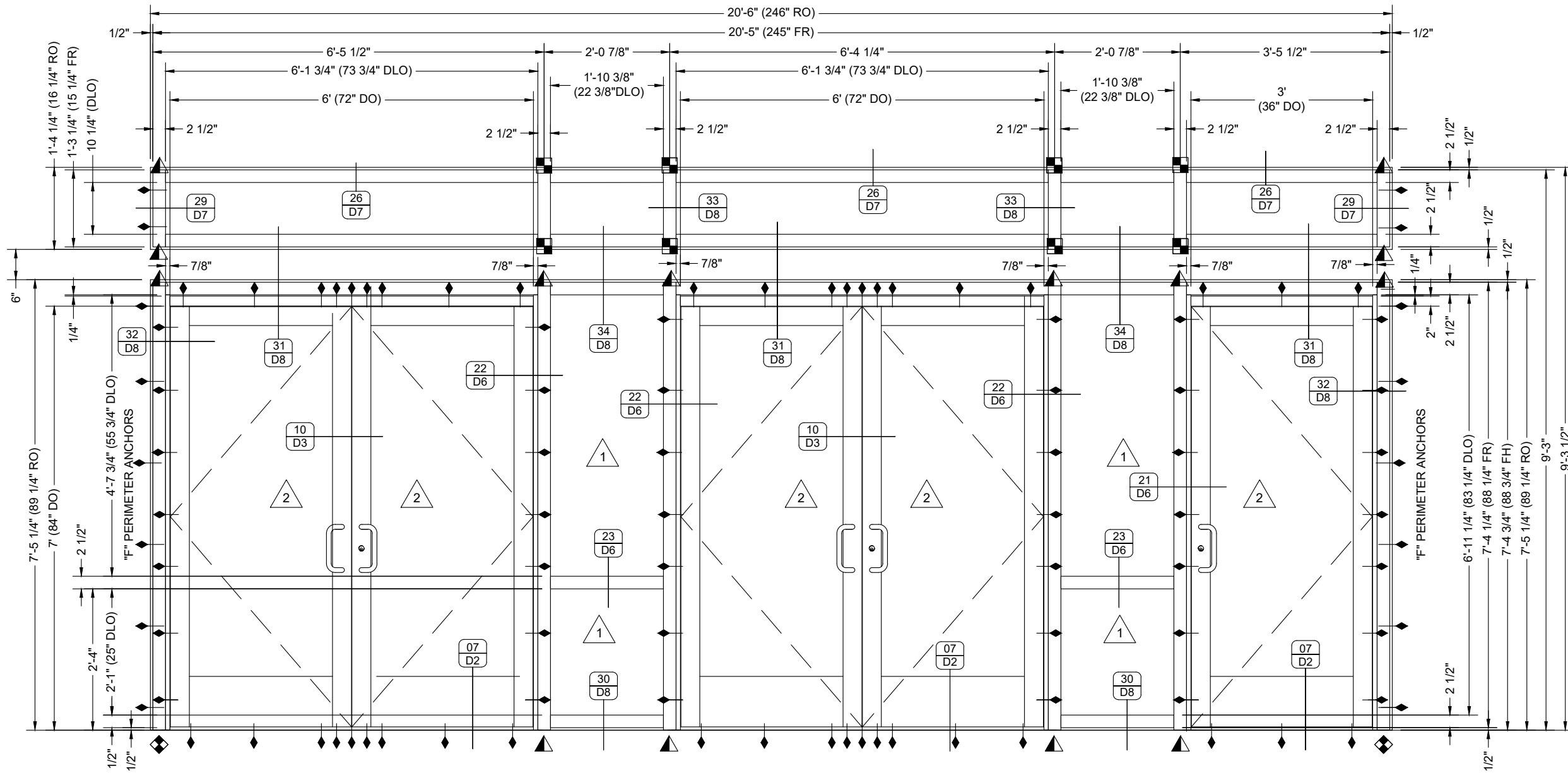
- DOOR(S): 101 (PAIR)
 GROUP #4A
- 1 Exit Device XP96-NL-OP 626 VON
 - 1 Exit Device XP98-EO 626 VON
 - 2 Continuous Hinge 780-111HD 626 HAG/ROTON
 - 1 Removable Mullion KR-9954 626 VON
 - 2 Door Closer CO2021 HD 689 CR
 - 2 Drop Plate x Spacer CO2021 HD SPRING STOP ARM 689 CR
 - 1 Rim Cylinder M1002RD1 626 LDSA
 - 1 Threshold THRESHOLD MILL PMK
 - 1 Rain Drip R3Y004 4" 628 PMK
 - 2 Pull 1195-1 626 TR
 - 1 Seals MANUF BLK KAW

DATE	DESCRIPTION
04/03/21	Separated the Annex and Repair Shop Projects
03/23/21	Corrections Made
03/07/21	First Submittal
03/05/21	2nd Draft for Review by Fabricator; Checked for Congruency
03/03/21	Advanced Rough Draft

EVINS GLASS SERVICE, INC.
 101 N.P.I.D., CORPUS CHRISTI, TX 78406
 WORK (361) 884-3995 FAX (361) 884-4262

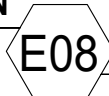
PROJECT: NAVAL AIR STATION CORPUS CHRISTI
NEW ADMIN ANNEX AND A.C.R.S.
 ARCHITECT: NAVAL FACILITIES ENGINEERING COMMAND
 GENERAL CONTRACTOR: W.G. YATES & SONS CONSTRUCTION CO.
 877-877-5411

PROJECT NO.	EGS-2102-02
DRAWN BY	fp
DATE	04/03/21
SCALE	1/2" = 1'-0"
DRAWING	ELEVATIONS
SHEET	E7



ELEVATION

QUANTITY: 01
 SCALE: 1/2" = 1'-0"
 ARCH REF: 1/A101
 1/A101A
 2/A202
 2/A303
 DS/A601
 E08/A602
 DOOR NUMBER(S): 104A, 104B, 104C



ANNEX CURTAIN WALL TC 13

KAWNEER 350 IR STANDARD MEDIUM STILE ENTRANCE ON
 KAWNEER 1600 IR SYSTEM 1 CURTAIN WALL FRAMING

HARDWARE

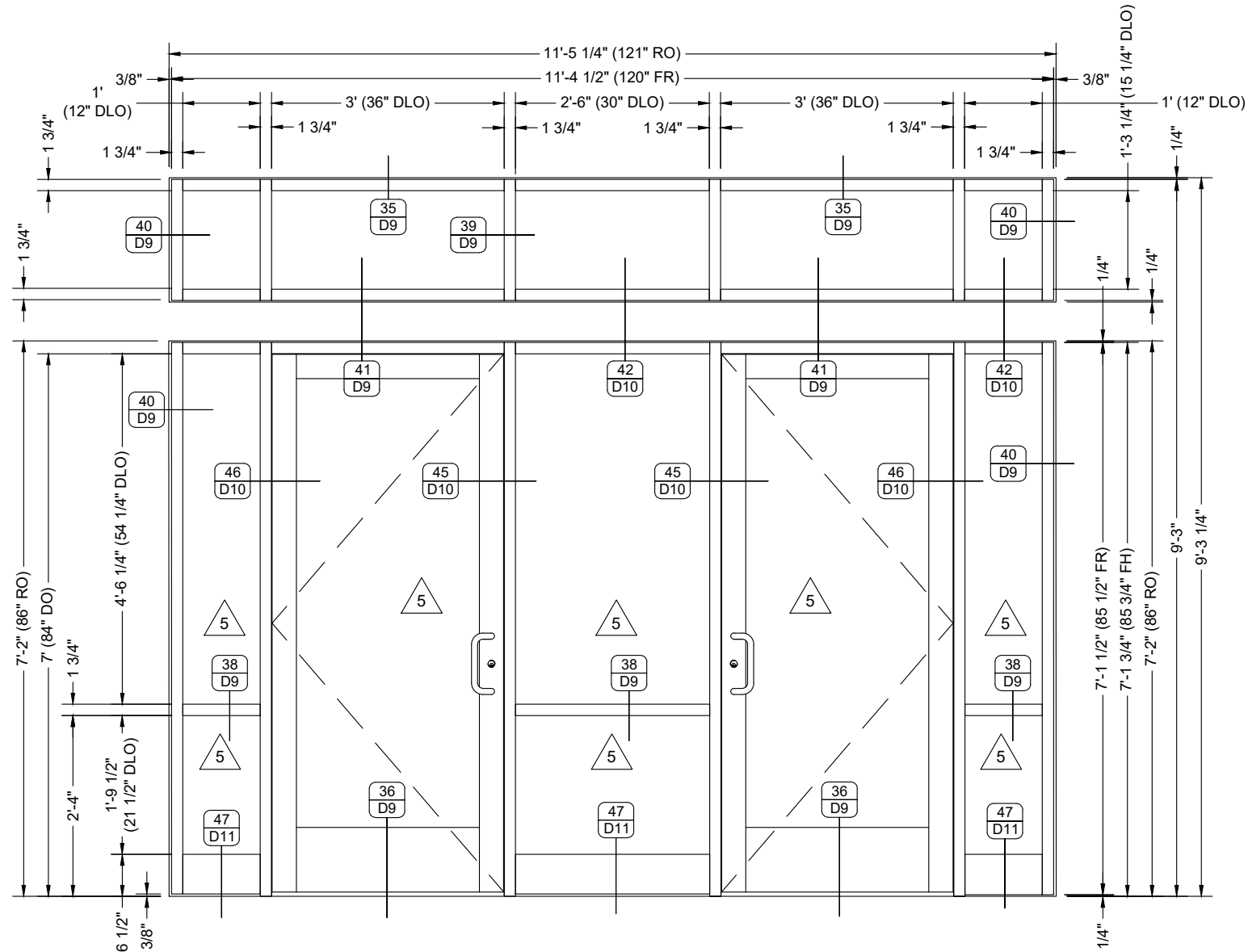
- DOOR(S): 104A, 104B (PAIR)
GROUP #4A
 1 Exit Device XP96-NL-OP 626 VON
 1 Exit Device XP98-EO 626 VON
 2 Continuous Hinge 780-111HD 626 HAG/ROTON
 1 Removable Mullion KR-9954 626 VON
 2 Door Closer CO2021 HD 689 CR
 2 Drop Plate x Spacer CO2021 HD SPRING STOP ARM 689 CR
 1 Rim Cylinder M1002RD1 626 LDSA
 1 Threshold THRESHOLD MILL PMK
 1 Rain Drip R3Y004 4" 628 PMK
 2 Pull 1195-1 626 TR
 1 Seals MANUF BLK KAW

LEGEND

- STANDARD "T" TYPE ANCHOR
- ▲ STANDARD "F" TYPE ANCHOR
- ◆ STANDARD "U" TYPE ANCHOR
- ◆ SCHEDULED ANCHOR

HARDWARE

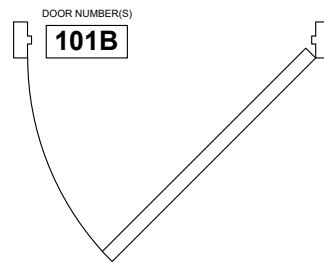
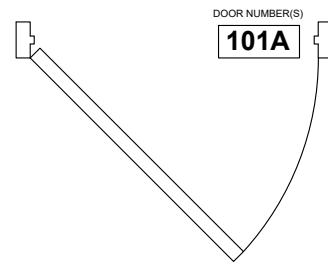
- DOOR(S): 104C (SINGLE)
GROUP #2A
 1 Continuous Hinge 780-111HD 628 HAG/ROTON
 1 Exit Device HH9947-NL-OP 626 CR
 2 Door Closer CO2021 HD 629 CR
 1 Drop Plate X Spacer CO2021 HD SPRING STOP ARM 689 CR
 1 Rim Cylinder M1002RD1 626 LDSA
 1 Threshold THRESHOLD MILL KAW
 1 Rain Drip R3Y004 4" 628 PMK
 1 Door Bottom R3C415 628 PMK
 2 Pull 1195-1 626 TR
 1 Seals MANUF BLK KAW



HARDWARE

DOOR(S): 101A (SINGLE)
 GROUP #1

- 1 Continuous Hinge A31021G 626 MCK
- 1 Exit Device ED8000 FO3 XHD CD 626 CR
- 1 Door Closer CO2021 626 CR
- 1 Drop Plate X Spacer CO2021 HD SPRING STOP ARM 689 CR
- 1 Rim Cylinder M1002RD1 626 LDSA
- 2 Pull 1195-1 626 TR
- 1 Seals MANUF BLK KAW



HARDWARE

DOOR(S): 101B (SINGLE)
 GROUP #2

- 2 Continuous Hinge A31021G 626 MCK
- 1 Exit Device ED8000 FO3 XHD CD 626 CR
- 1 Door Closer CO2021 626 CR
- 1 Drop Plate X Spacer CO2021 HD SPRING STOP ARM 689 CR
- 1 Rim Cylinder M1002 RD1 626 LDSA
- 2 Pull 1195-1 626 TR
- 1 Seals MANUF BLK KAW

ELEVATION

QUANTITY: 01
 SCALE: 1/2" = 1'-0"
 ARCH REF: 1/A101
 1/A101A
 2/A202
 2/A303
 DS/A601
 DOOR 10/A602
 DOOR NUMBER(S): 101A, 101B

DOOR 10

ANNEX INT STOREFRONT

TC 01/02

KAWNEER 350 IR STANDARD MEDIUM STILE ENTRANCE ON
 KAWNEER TRIFAB VG-450 STOREFRONT FRAMING

EVINS GLASS SERVICE, INC.

101 N.P.I.D., CORPUS CHRISTI, TX 78406
 WORK (361) 884-3995 FAX (361) 884-4262

PROJECT: NAVAL AIR STATION CORPUS CHRISTI
NEW ADMIN ANNEX AND A.C.R.S.

ARCHITECT: NAVAL FACILITIES
 ENGINEERING COMMAND
 GENERAL CONTRACTOR: W.G. YATES & SONS CONSTRUCTION CO.
 877-677-5411

PROJECT NO. **EGS-2102-02**

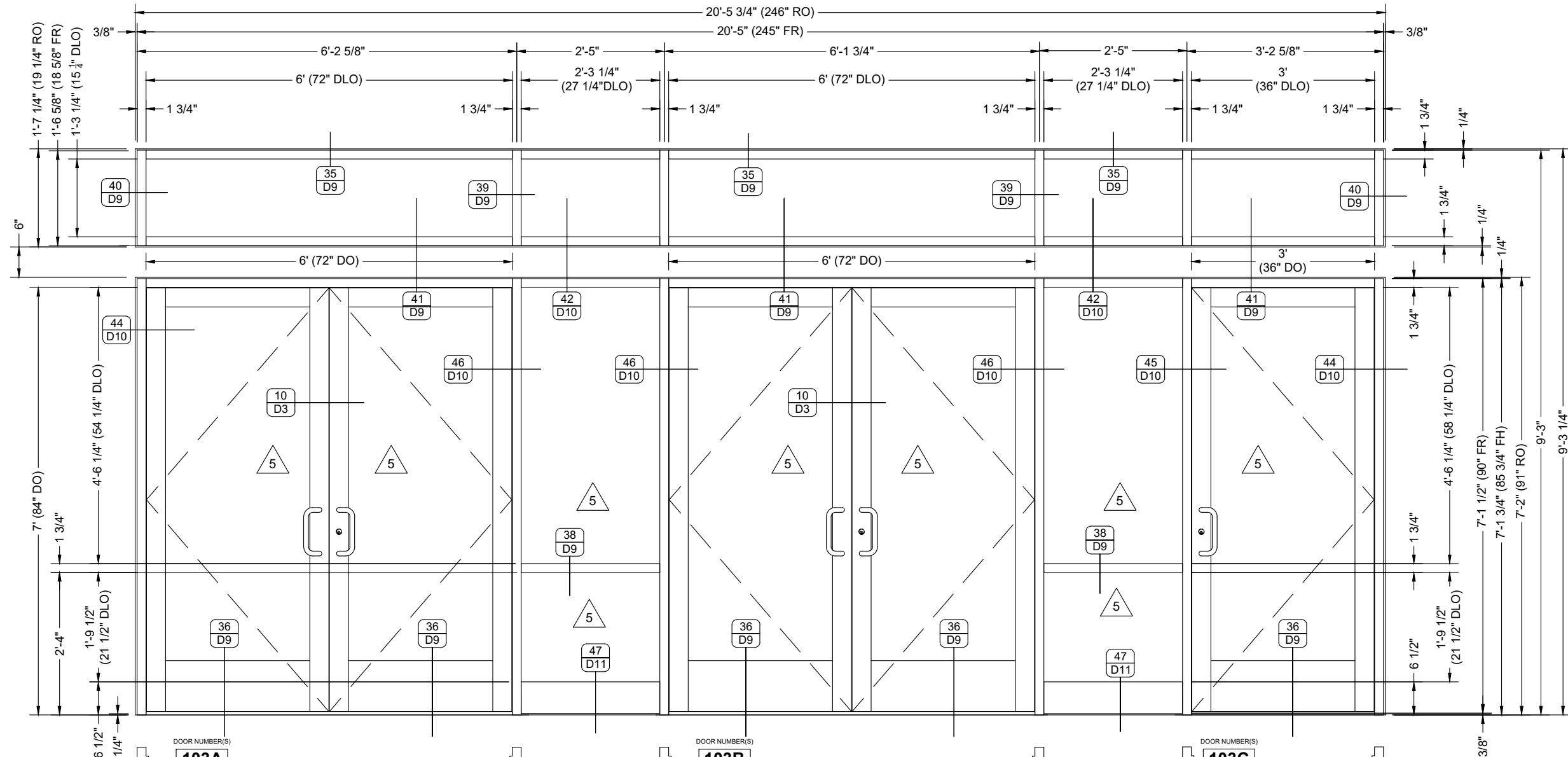
DRAWN BY: fp DATE: 04/03/21

SCALE: 1/2" = 1'-0"

DRAWING: ELEVATIONS

SHEET: **E8**

NO.	DATE	BY	DESCRIPTION
5	04/03/21	fp	Separated the Annex and Repair Shop Projects
4	03/23/21	fp	Corrections Made
3	03/07/21	fp	First Submittal
2	03/05/21	fp	2nd Draft for Review by Fabricator; Checked for Congruency
1	03/03/21	fp	Advanced Rough Draft



HARDWARE

- DOOR(S): 103A, 103B (PAIR)
GROUP #4
 2 Continuous Hinge A31021G 626 MCK
 1 Exit Device ED8000 FO3 XHD CD 626 CR
 1 Exit Device ED 8000 FO2 X HD CD 626 CR
 1 Rim Cylinder M1002RD1 626 LDSA
 2 Door Closer CO2021 626 CR
 1 Drop Plate X Spacer CO2021 HD SPRING
 STOP ARM 689 CR
 1 Seals MANUF BLK KAW

HARDWARE

- DOOR(S): 103C (SINGLE)
GROUP #2
 2 Continuous Hinge A31021G 626 MCK
 1 Exit Device ED8000 FO3 XHD CD 626 CR
 1 Door Closer CO2021 626 CR
 1 Drop Plate X Spacer CO2021 HD SPRING
 STOP ARM 689 CR
 1 Rim Cylinder M1002 RD1 626 LDSA
 2 Pull 1195-1 626 TR
 1 Seals MANUF BLK KAW

ELEVATION

QUANTITY: 01
 SCALE: 1/2" = 1'-0"
 ARCH REF: 1/A101
 1/A101A
 2/A202
 2/A303
 DS/A601
 DOOR 11/A602
 DOOR NUMBER(S): 103A, 103B, 103C

DOOR 11

ANNEX INT STOREFRONT

KAWNEER 350 IR STANDARD MEDIUM STILE ENTRANCE ON
 KAWNEER TRIFAB VG-450 STOREFRONT FRAMING TC 01/02

EVINS GLASS SERVICE, INC.

101 N.P.I.D., CORPUS CHRISTI, TX 78406

WORK (361) 884-3995 FAX (361) 884-4262

PROJECT: NAVAL AIR STATION CORPUS CHRISTI
NEW ADMIN ANNEX AND A.C.R.S.

ARCHITECT: NAVAL FACILITIES
 ENGINEERING COMMAND
 GENERAL CONTRACTOR: W.G. YATES & SONS CONSTRUCTION CO.
 877-877-5411

PROJECT NO. **EGS-2102-02**

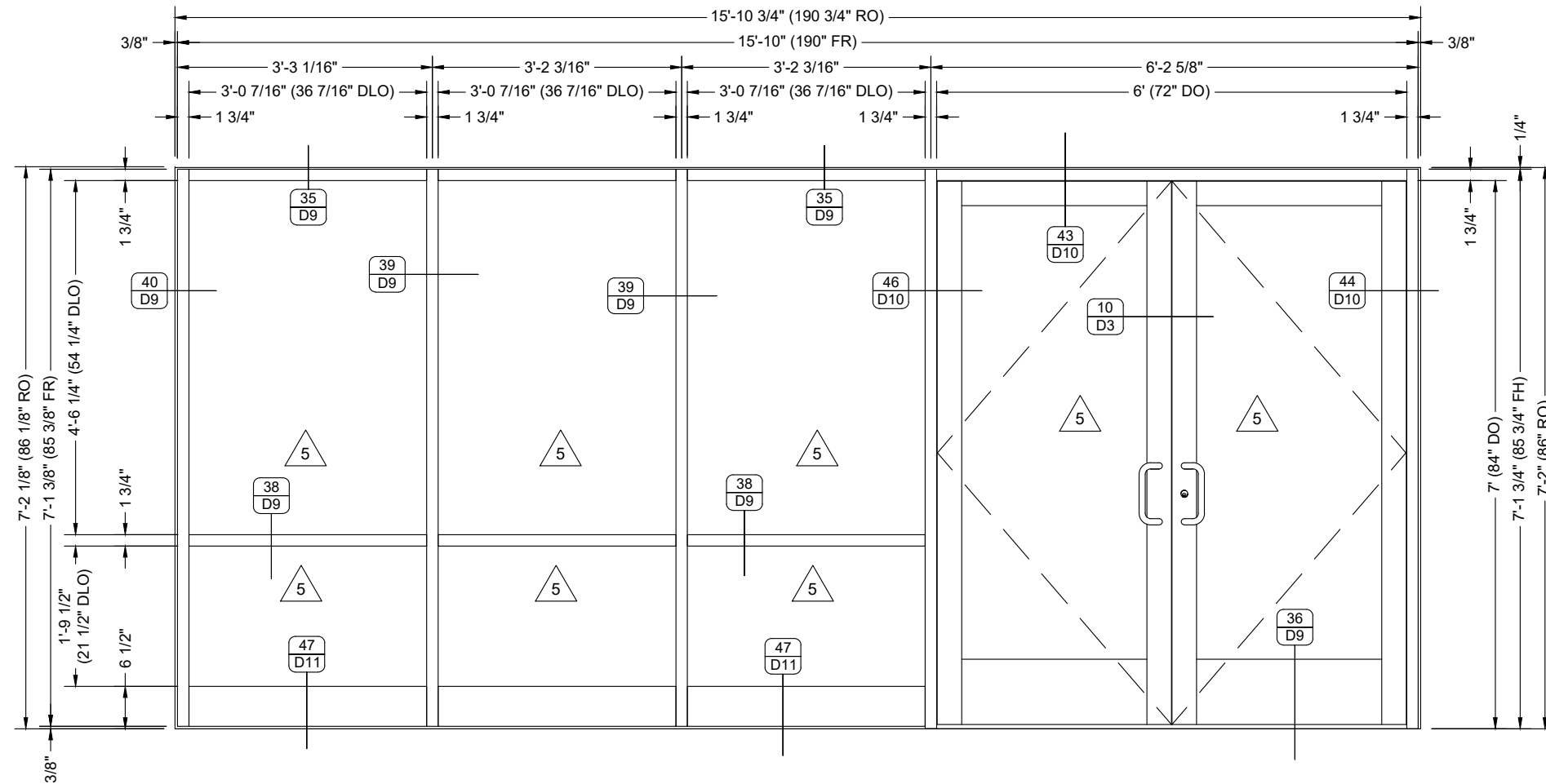
DRAWN BY: fp DATE: 04/03/21

SCALE: 1/2" = 1'-0"

DRAWING: **ELEVATIONS**

SHEET: **E9**

DATE	BY	DESCRIPTION
04/03/21	fp	Separated the Annex and Repair Shop Projects
03/23/21	fp	Corrections Made
03/07/21	fp	First Submittal
03/05/21	fp	2nd Draft for Review by Fabricator; Checked for Congruency
03/03/21	fp	Advanced Rough Draft



ELEVATION

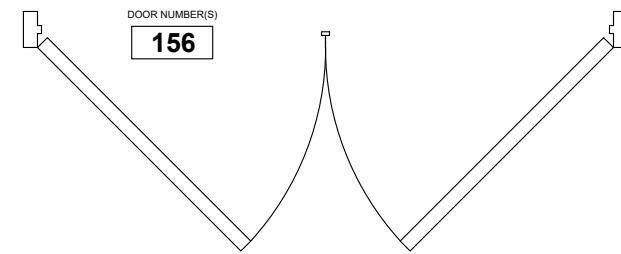
QUANTITY: 01
 SCALE: 1/2" = 1'-0"
 ARCH REF: 1/A101
 1/A101A
 DS/A601
 DOOR 12/A602
 DOOR NUMBER(S): 156

DOOR 12

ANNEX INT STOREFRONT

TC 01/02

KAWNEER 350 IR STANDARD MEDIUM STILE ENTRANCE ON
 KAWNEER TRIFAB VG-450 STOREFRONT FRAMING



HARDWARE

- DOOR(S): 156 (PAIR)
 GROUP #26A
- 2 Continuous Hinge A31021G 626 MCK
 - 1 Semi-Auto Fish Bit TYPE 25 630
 - 1 Mortise Lockset F04 626 SCH
 - 1 Dust Proof Strike L04021 630
 - 2 Overhead Stop C05541 630 AB
 - 1 Door Silencers L03011 GRE

NO.	DATE	DESCRIPTION
5	04/03/21	Separated the Annex and Repair Shop Projects
4	03/23/21	Corrections Made
3	03/07/21	First Submittal
2	03/05/21	2nd Draft for Review by Fabricator; Checked for Congruency
1	03/03/21	Advanced Rough Draft

EVINS GLASS SERVICE, INC.

101 N.P.I.D., CORPUS CHRISTI, TX 78406

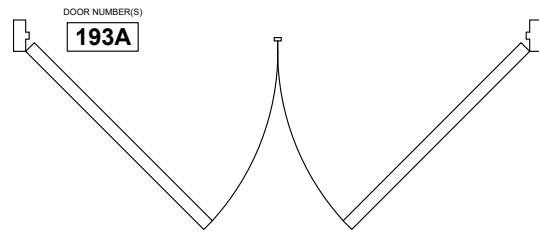
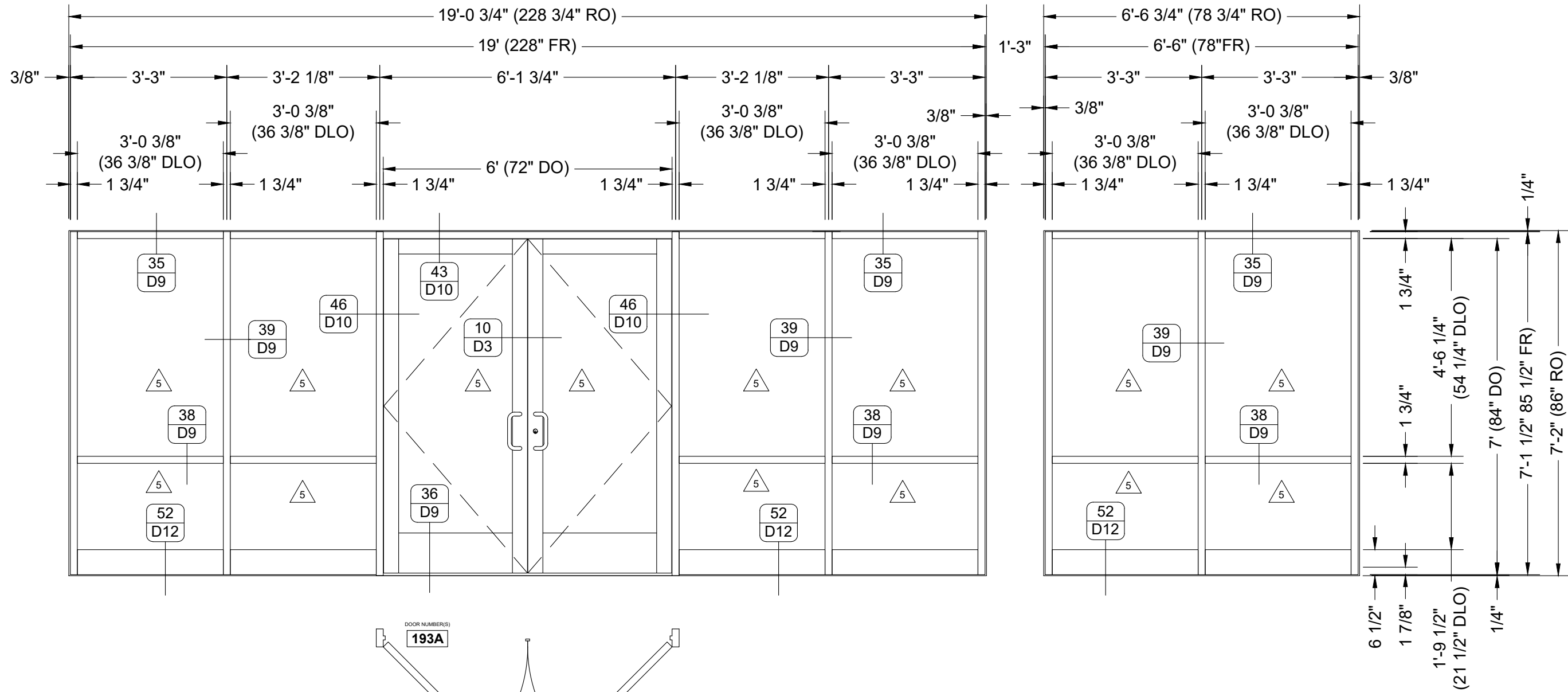
WORK (361) 884-3995 FAX (361) 884-4262

PROJECT: NAVAL AIR STATION CORPUS CHRISTI
NEW ADMIN ANNEX AND A.C.R.S.

ARCHITECT: NAVAL FACILITIES
 ENGINEERING COMMAND
 GENERAL CONTRACTOR: W.G. YATES & SONS CONSTRUCTION CO.
 877-677-5411

PROJECT NO. EGS-2102-02	
DRAWN BY fp	DATE 04/03/21
SCALE 1/2" = 1'-0"	
DRAWING ELEVATIONS	
SHEET E10	

DATE	DESCRIPTION
04/03/21	Separated the Annex and Repair Shop Projects
03/23/21	Corrections Made
03/07/21	First Submittal
03/05/21	2nd Draft for Review by Fabricator; Checked for Congruency
03/03/21	Advanced Rough Draft



HARDWARE

- DOOR(S): 193A (PAIR)
 GROUP #32
 5 HD Hinges A5112 4" X 4 1/2" NRP 630 MCK
 1 Electrolynx Hinge XC12 EL HINGE 630 MCK
 1 Mortise Lockset with Door Position Switch and Internal Vertical Rod
 ID-M1-FM73284-24V- FI 026D ASSA
 1 Power Supply PS-03-EB-73-23 026D ASSA
 2 Door Closer CO 2021 HD HOLD OPEN ARM WITH COMPRESSION STOP 626 CR
 2 Wall Bumper L02211 626 ASSA
 1 Sound Seal ROE1 54 BLK ASSA

ELEVATION

QUANTITY: 01
 SCALE: 7/16" = 1'-0"
 ARCH REF: 1/A101
 1/A101A
 DS/A601
 DOOR 13/A602
 DOOR NUMBER(S): 193A

DOOR 13

INT STOREFRONT

KAWNEER 350 IR STANDARD MEDIUM STILE ENTRANCE ON
 KAWNEER TRIFAB VG-450 STOREFRONT FRAMING

EVINS GLASS SERVICE, INC.

101 N.P.I.D., CORPUS CHRISTI, TX 78406

WORK (361) 884-3995 FAX (361) 884-4262

PROJECT: NAVAL AIR STATION CORPUS CHRISTI
NEW ADMIN ANNEX AND A.C.R.S.

ARCHITECT: NAVAL FACILITIES
 ENGINEERING COMMAND
 GENERAL CONTRACTOR: W.G. YATES & SONS CONSTRUCTION CO.
 877-677-5411

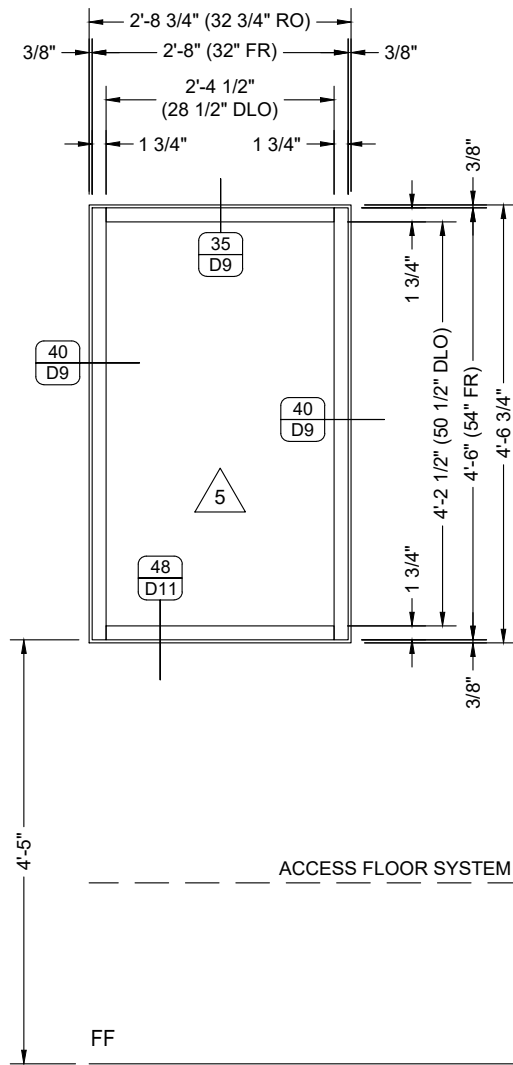
PROJECT NO. EGS-2102-02

DRAWN BY: fp DATE: 04/03/21

SCALE: 7/16" = 1'-0"

DRAWING: ELEVATIONS

SHEET: E11

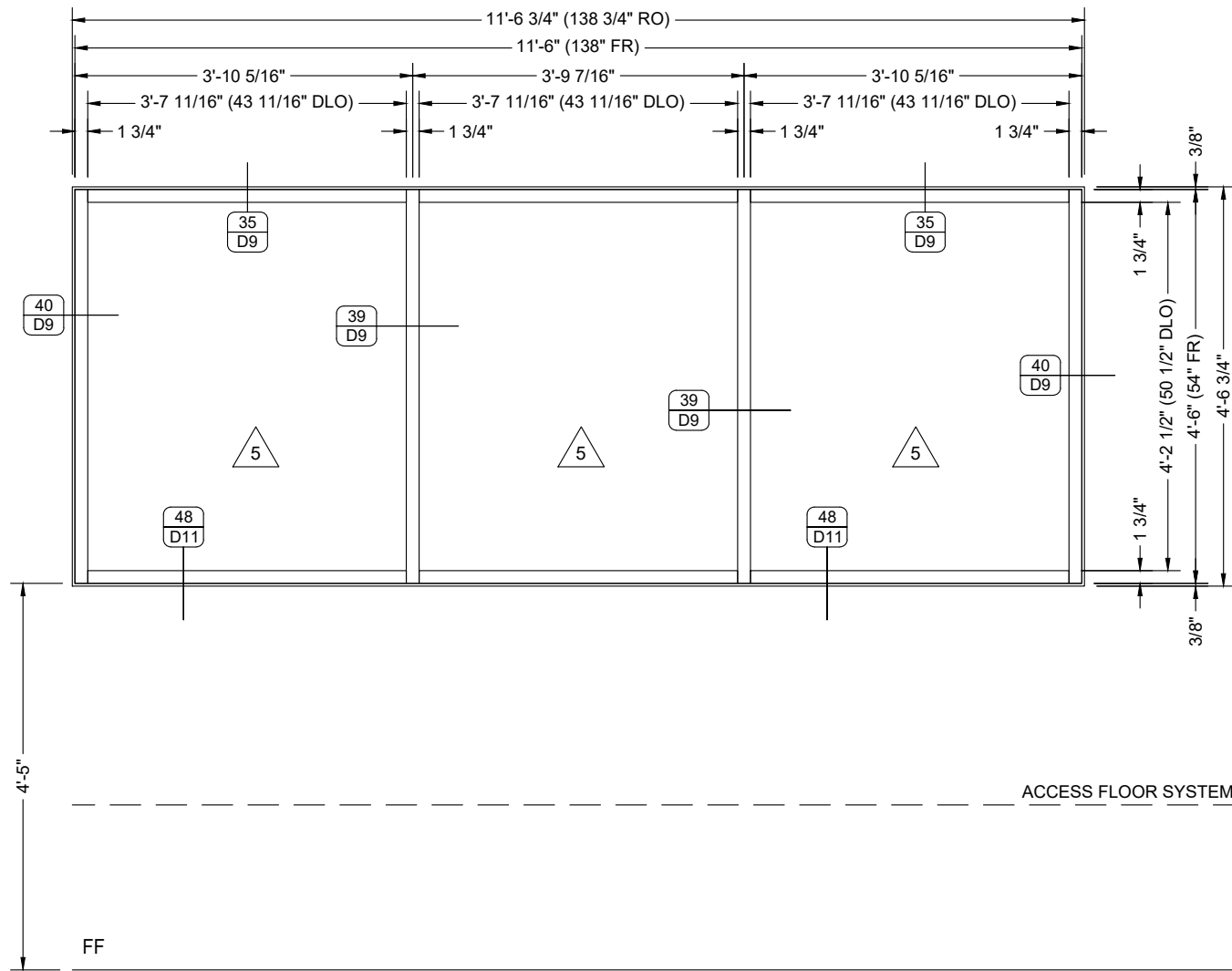


ELEVATION

QUANTITY: 01
 SCALE: 1/2" = 1'-0"
 ARCH REF: 1/A101
 1/A101A
 W1/A603



ANNEX INT STOREFRONT TC 01/02
 KAWNEER TRIFAB VG-450 ALUMINUM STOREFRONT



ELEVATION

QUANTITY: 01
 SCALE: 1/2" = 1'-0"
 ARCH REF: 1/A101
 1/A101A
 W3/A603



ANNEX INT STOREFRONT TC 01/02
 KAWNEER TRIFAB VG-450 ALUMINUM STOREFRONT

NO.	DATE	DESCRIPTION
1	03/03/21	Advanced Rough Draft
2	03/05/21	2nd Draft for Review by Fabricator; Checked for Congruency
3	03/07/21	First Submittal
4	03/23/21	Corrections Made
5	04/03/21	Separated the Annex and Repair Shop Projects

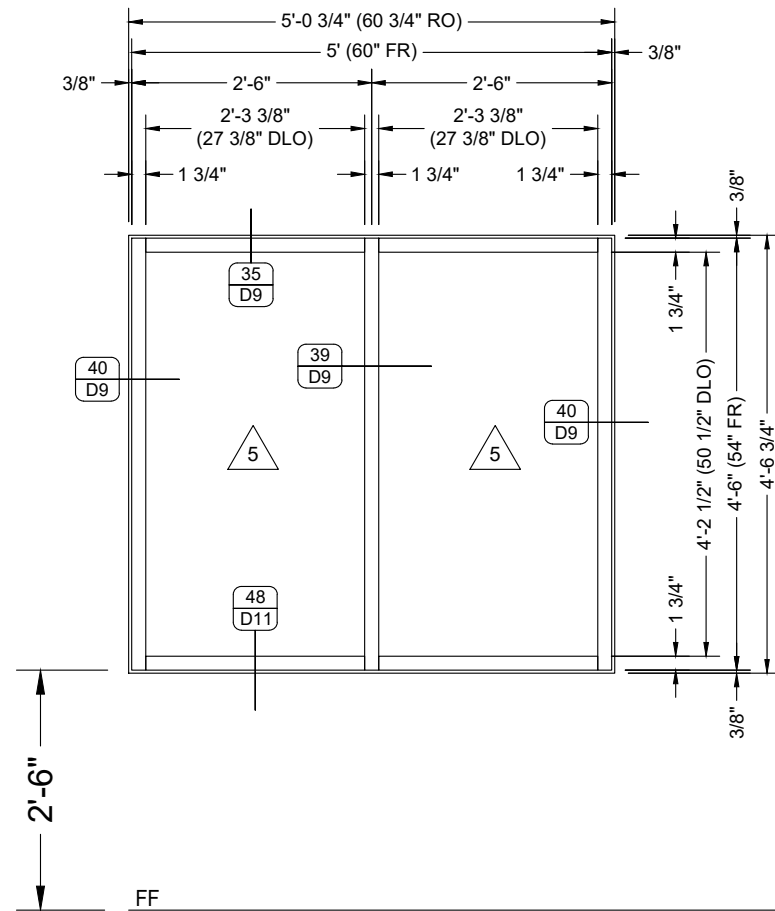
EVINS GLASS SERVICE, INC.

101 N.P.I.D., CORPUS CHRISTI, TX 78406
 WORK (361) 884-3995 FAX (361) 884-4262

PROJECT: NAVAL AIR STATION CORPUS CHRISTI
NEW ADMIN ANNEX AND A.C.R.S.

ARCHITECT: NAVAL FACILITIES
 ENGINEERING COMMAND
 GENERAL CONTRACTOR: W.G. YATES & SONS CONSTRUCTION CO.
 877-677-5411

PROJECT NO. EGS-2102-02	
DRAWN BY fp	DATE 04/03/21
SCALE 1/2" = 1'-0"	
DRAWING ELEVATIONS	
SHEET E12	



ELEVATION

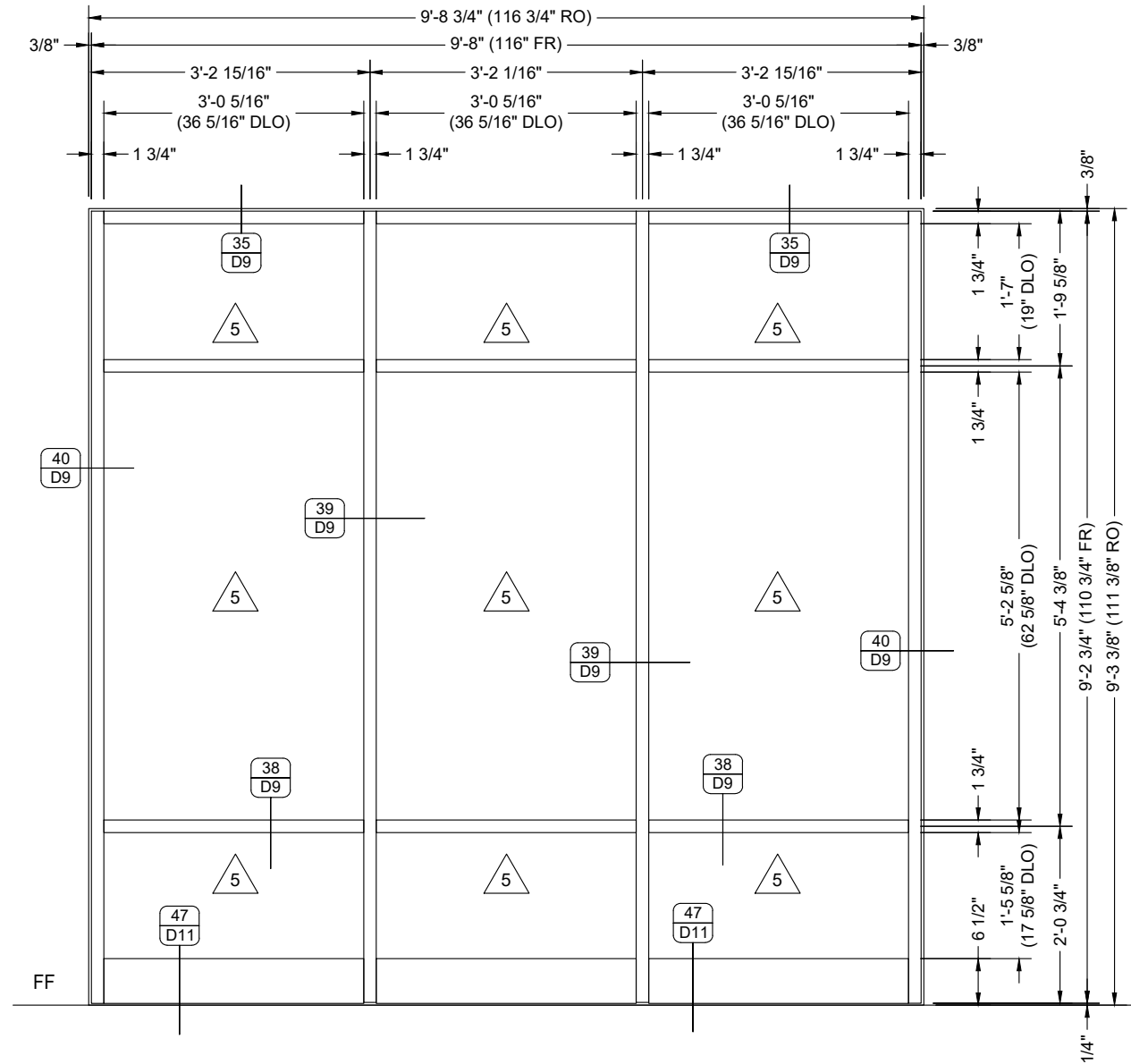
QUANTITY: 01
 SCALE: 1/2" = 1'-0"
 ARCH REF: A102
 A102B
 W4/A603



ANNEX INT STOREFRONT

TC 01/02

KAWNEER TRIFAB VG-450 ALUMINUM STOREFRONT



ELEVATION

QUANTITY: 02
 SCALE: 1/2" = 1'-0"
 ARCH REF: 1/A102
 1/A102A
 W5/A603



ANNEX INT STOREFRONT

TC 01/02

KAWNEER TRIFAB VG-450 ALUMINUM STOREFRONT

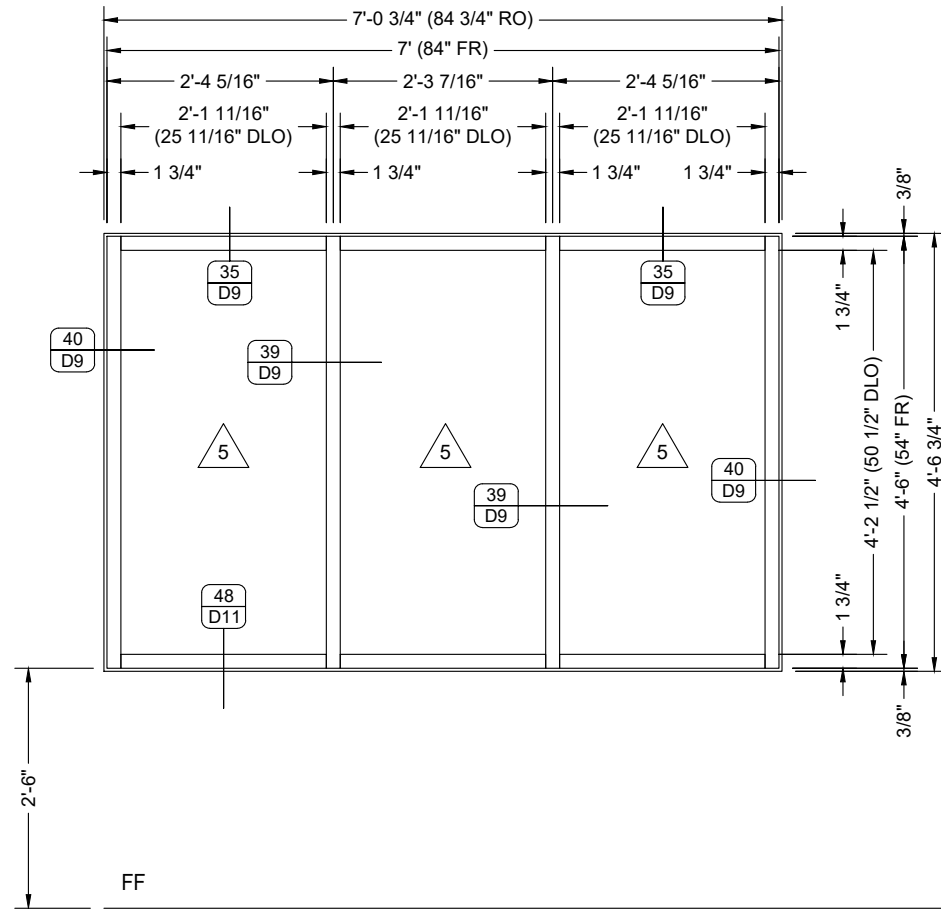
NO.	DATE	BY	DESCRIPTION
5	04/03/21	fp	Separated the Annex and Repair Shop Projects
4	03/23/21	fp	Corrections Made
3	03/07/21	fp	First Submittal
2	03/05/21	fp	2nd Draft for Review by Fabricator; Checked for Congruency
1	03/03/21	fp	Advanced Rough Draft

EVINS GLASS SERVICE, INC.

101 N.P.I.D., CORPUS CHRISTI, TX 78406
 WORK (361) 884-3995 FAX (361) 884-4262

PROJECT: NAVAL AIR STATION CORPUS CHRISTI
NEW ADMIN ANNEX AND A.C.R.S.
 ARCHITECT: NAVAL FACILITIES ENGINEERING COMMAND
 GENERAL CONTRACTOR: W.G. YATES & SONS CONSTRUCTION CO.
 877-677-5411

PROJECT NO. EGS-2102-02	
DRAWN BY fp	DATE 04/03/21
SCALE 1/2" = 1'-0"	
DRAWING ELEVATIONS	
SHEET E13	



ELEVATION

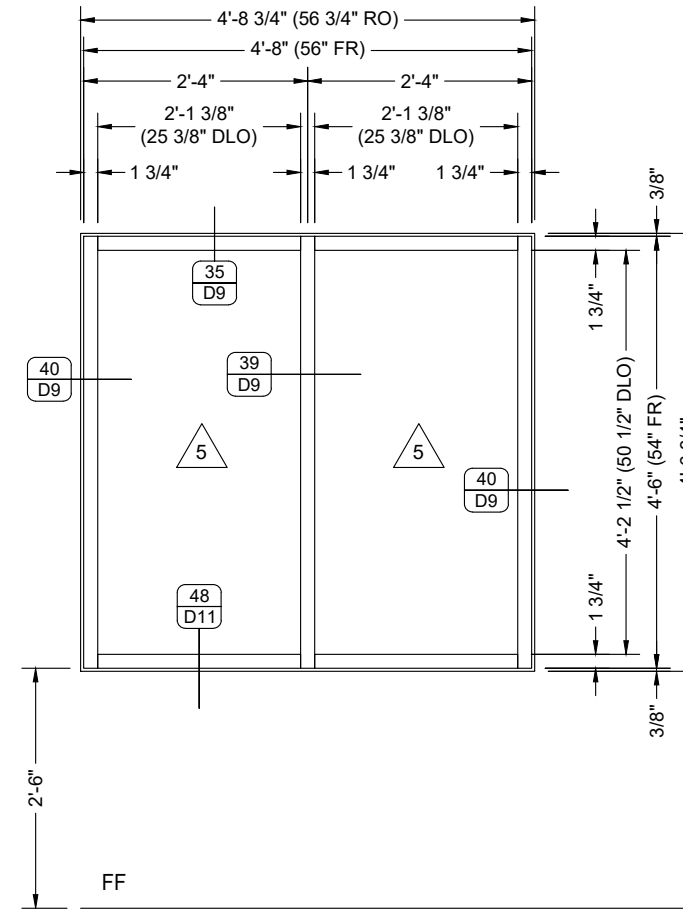
QUANTITY: 04
 SCALE: 1/2" = 1'-0"
 ARCH REF: 1/A102
 1/A102A
 W8/A603



ANNEX INT STOREFRONT

TC 01/02

KAWNEER TRIFAB VG-450 ALUMINUM STOREFRONT



ELEVATION

QUANTITY: 01
 SCALE: 1/2" = 1'-0"
 ARCH REF: 1/A101
 1/A101B
 W9/A603



ANNEX INT STOREFRONT

TC 01/02

KAWNEER TRIFAB VG-450 ALUMINUM STOREFRONT

NO.	DATE	DESCRIPTION
5	04/03/21	Separated the Annex and Repair Shop Projects
4	03/23/21	Corrections Made
3	03/07/21	First Submittal
2	03/05/21	2nd Draft for Review by Fabricator; Checked for Congruency
1	03/03/21	Advanced Rough Draft

EVINS GLASS SERVICE, INC.

101 N.P.I.D., CORPUS CHRISTI, TX 78406
 WORK (361) 884-3995 FAX (361) 884-4262

PROJECT: NAVAL AIR STATION CORPUS CHRISTI
NEW ADMIN ANNEX AND A.C.R.S.

ARCHITECT: NAVAL FACILITIES
 ENGINEERING COMMAND
 GENERAL CONTRACTOR: W.G. YATES & SONS CONSTRUCTION CO.
 877-877-5411

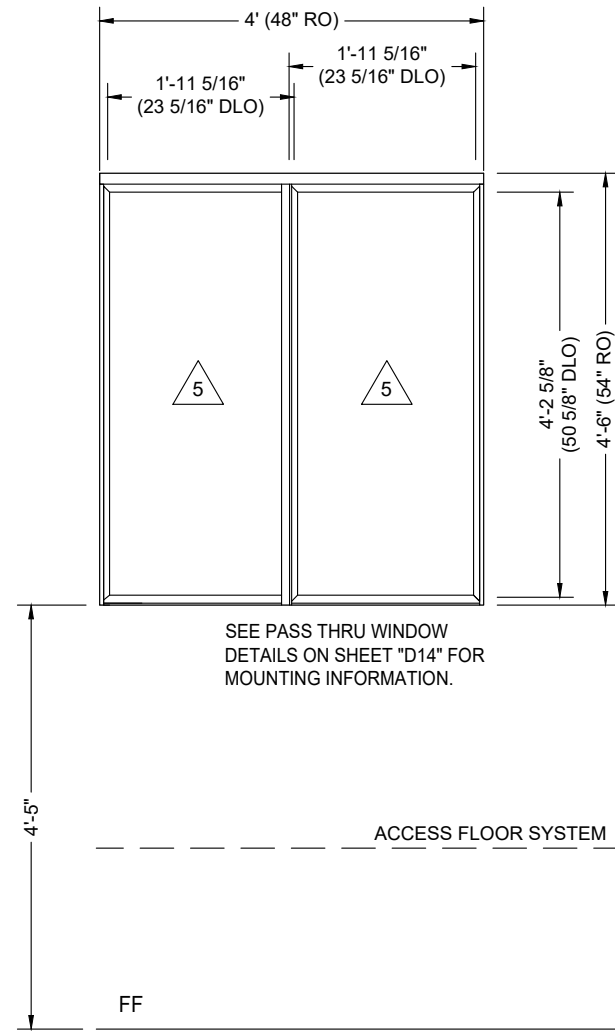
PROJECT NO. EGS-2102-02

DRAWN BY: fp DATE: 04/03/21

SCALE: 1/2" = 1'-0"

DRAWING: ELEVATIONS

SHEET: E14



ELEVATION

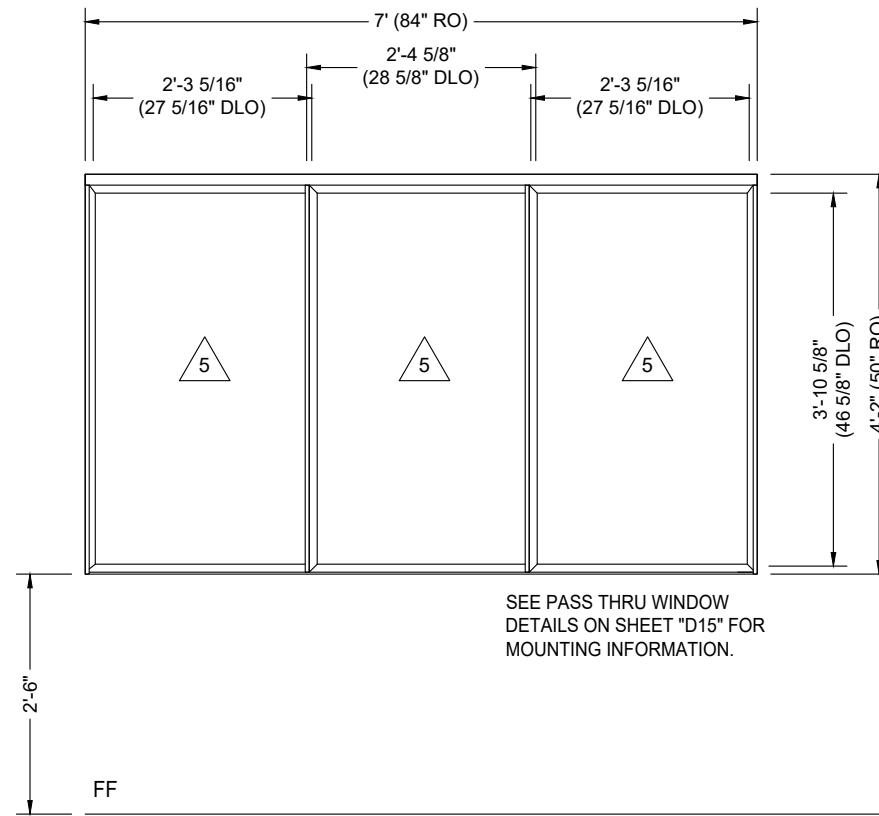
QUANTITY: 01
 SCALE: 1/2" = 1'-0"
 ARCH REF: 1/A101
 1/A101A
 W2/A603



PASS THRU WINDOW

TC 16

CR LAURENCE DAISY MODEL #D1040A, SATIN ANODIZED ALUMINUM PASS THRU, WITH OVERHEAD TRACK #D4



ELEVATION

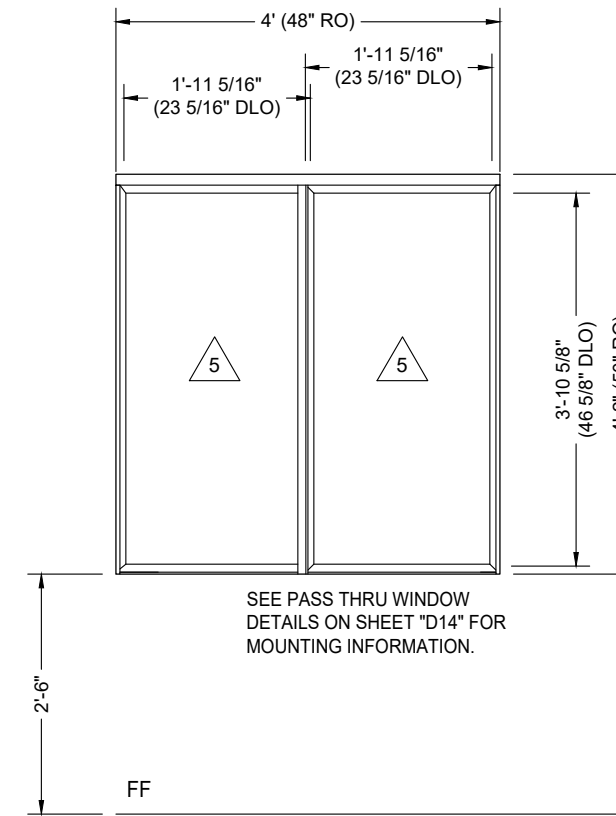
QUANTITY: 01
 SCALE: 1/2" = 1'-0"
 ARCH REF: 1/A101
 1/A101A
 W6/A603



PASS THRU WINDOW

TC 16

CR LAURENCE ARLENE MODEL #D1022, SATIN ANODIZED ALUMINUM PASS THRU, WITH OVERHEAD TRACK #D7



ELEVATION

QUANTITY: 02
 SCALE: 1/2" = 1'-0"
 ARCH REF: 1/A101
 1/A101A
 W7/A603



PASS THRU WINDOW

TC 16

CR LAURENCE DAISY MODEL #D1040A, SATIN ANODIZED ALUMINUM PASS THRU, WITH OVERHEAD TRACK #D4

NO.	DATE	DESCRIPTION
5	04/03/21	Separated the Annex and Repair Shop Projects
4	03/23/21	Corrections Made
3	03/07/21	First Submittal
2	03/05/21	2nd Draft for Review by Fabricator; Checked for Congruency
1	03/03/21	Advanced Rough Draft

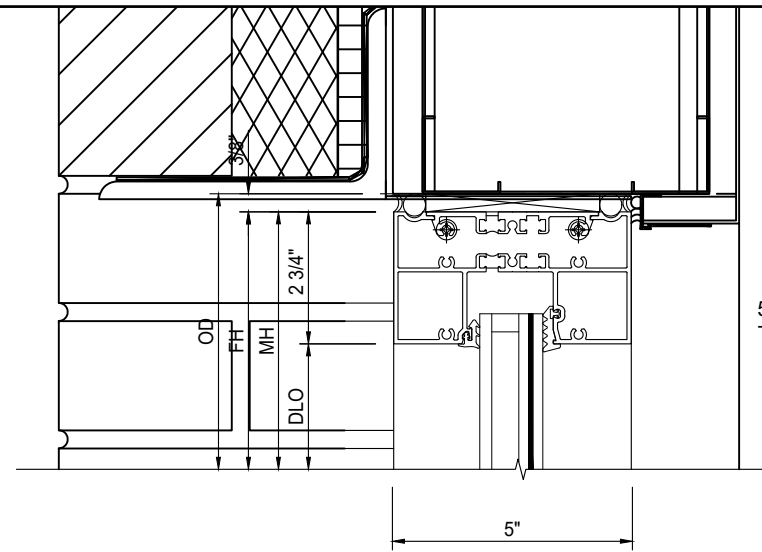
EVINS GLASS SERVICE, INC.

101 N.P.I.D., CORPUS CHRISTI, TX 78406
 WORK (361) 884-3995 FAX (361) 884-4262

PROJECT: NAVAL AIR STATION CORPUS CHRISTI
NEW ADMIN ANNEX AND A.C.R.S.

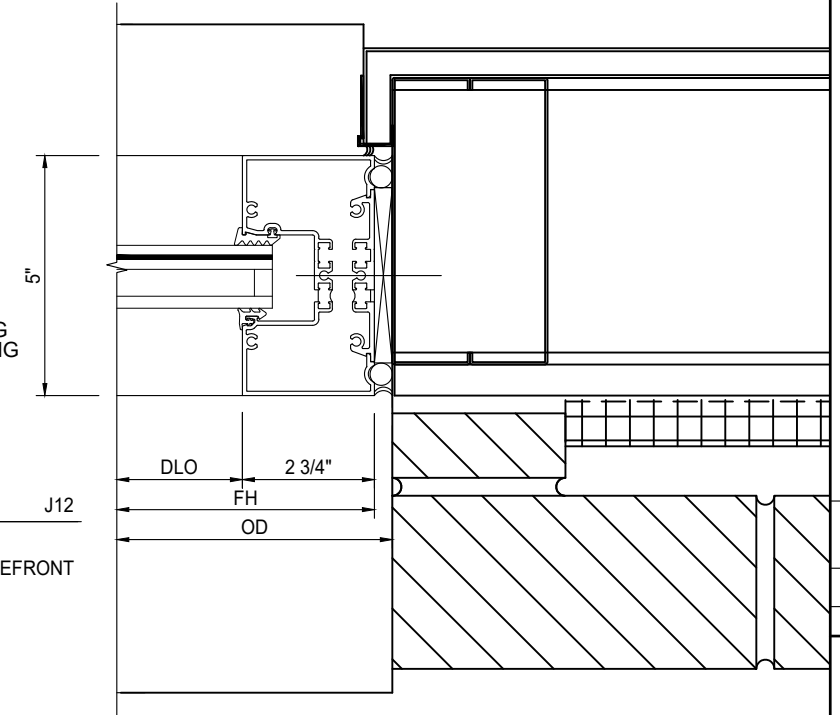
ARCHITECT: NAVAL FACILITIES
 ENGINEERING COMMAND
 GENERAL CONTRACTOR: W.G. YATES & SONS CONSTRUCTION CO.
 877-677-5411

PROJECT NO.	
EGS-2102-02	
DRAWN BY	DATE
fp	04/03/21
SCALE	
1/2" = 1'-0"	
DRAWING	
ELEVATIONS	
SHEET	
E15	



575T501 STANDARD HEAD
THERMAL FILLER: 575T216 @ 6" LONG
575T217 @ 12" LONG

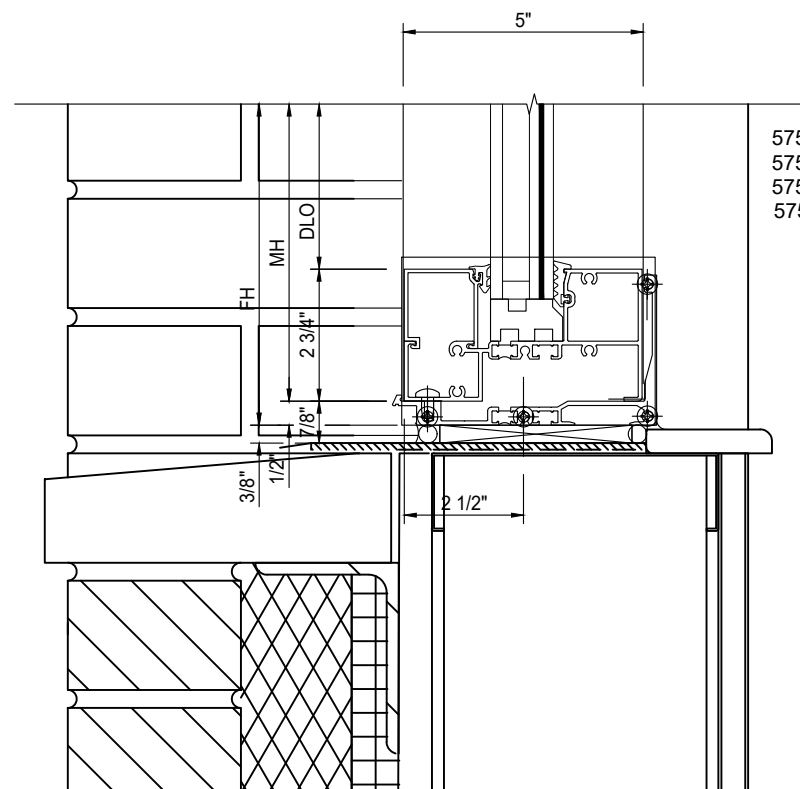
DETAIL 01 ANNEX HEAD H12
SCALE: 3" = 1'-0"
GLASS WALL SYSTEM TYPE: KAWNEER IR 501T ALUMINUM STOREFRONT
ARCH REF BY WINDOW TYPE:
EW1 - 1/A101 1/A102 1/A202 1/A302 1/A311 H12/A613
EW2 - 1/A101 1/A102 1/A202 1/A302 1/A311 H12/A613
EW5 - 2/A201 1/A311 H12/A613



575T500 JAMB/HEAD
FILLER: 575UT216 @ 6" LONG
575UT217 @ 12" LONG

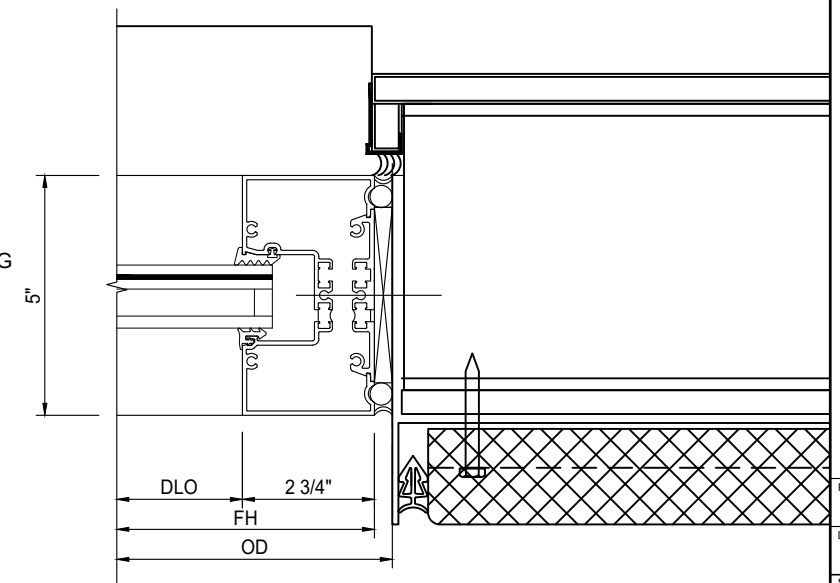
DETAIL 03 ANNEX JAMB J12
SCALE: 3" = 1'-0"
GLASS WALL SYSTEM TYPE: KAWNEER IR 501T ALUMINUM STOREFRONT
ARCH REF BY WINDOW TYPE:
EW1 - 1/A101 1/A102 1/A202 1/A302 1/A311 J12/A612
EW2 - 1/A101 1/A102 1/A202 1/A302 1/A311 J12/A612
EW5 - 2/A201 1/A311 J12/A612

DETAIL 02 ANNEX SILL S12
SCALE: 3" = 1'-0"
GLASS WALL SYSTEM TYPE: KAWNEER IR 501T ALUMINUM STOREFRONT
ARCH REF BY WINDOW TYPE:
EW1 - 1/A101 1/A102 1/A202 1/A302 1/A311 S12/A613
EW2 - 1/A101 1/A102 1/A202 1/A302 1/A311 S12/A613
EW5 - 2/A201 1/A311 S12/A613



575T513 STANDARD SILL
575504 GLASS STOP
575T537 SILL FLASHING
575205 END DAM

DETAIL 04 ANNEX JAMB J13
SCALE: 3" = 1'-0"
GLASS WALL SYSTEM TYPE: KAWNEER IR 501T ALUMINUM STOREFRONT
ARCH REF BY WINDOW TYPE:
EW3 - 1/A201 2/A311 J13/A613
EW4 - 1/A202 2/A311 J13/A613



575T500 JAMB/HEAD
FILLER: 575UT216 @ 6" LONG
575UT217 @ 12" LONG

DATE	DESCRIPTION
04/03/21	Separated the Annex and Repair Shop Projects
03/23/21	Corrections Made
03/07/21	First Submittal
03/05/21	2nd Draft for Review by Fabricator; Checked for Congruency
03/03/21	Advanced Rough Draft

EVINS GLASS SERVICE, INC.
101 N.P.I.D., CORPUS CHRISTI, TX 78406
WORK (361) 884-3995 FAX (361) 884-4262

PROJECT: NAVAL AIR STATION CORPUS CHRISTI
NEW ADMIN ANNEX AND A.C.R.S.
ARCHITECT: NAVAL FACILITIES ENGINEERING COMMAND
GENERAL CONTRACTOR: W.G. YATES & SONS CONSTRUCTION CO. 877-677-5411

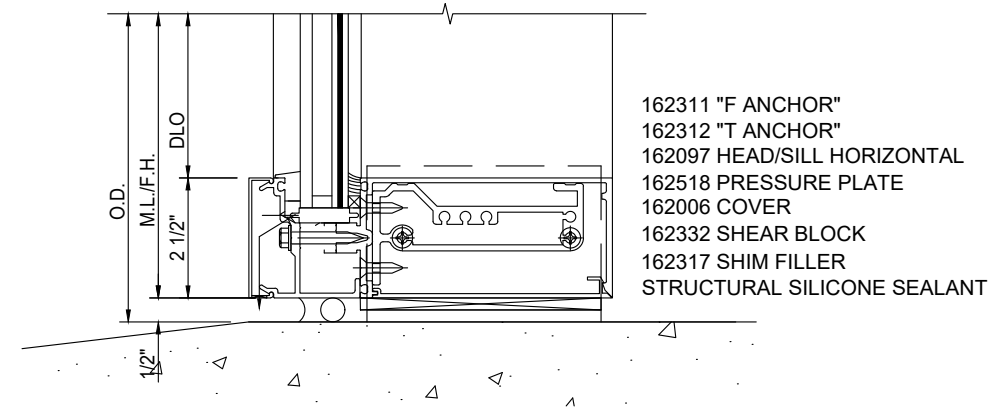
PROJECT NO.	EGS-2102-02
DRAWN BY	fp
DATE	04/03/21
SCALE	3" = 1'-0"
DRAWING	DETAILS
SHEET	D1

DATE	BY	DESCRIPTION
04/03/21	fp	Separated the Annex and Repair Shop Projects
03/23/21	fp	Corrections Made
03/07/21	fp	First Submittal
03/05/21	fp	2nd Draft for Review by Fabricator; Checked for Congruency
03/03/21	fp	Advanced Rough Draft

EVINS GLASS SERVICE, INC.
101 N.P.I.D., CORPUS CHRISTI, TX 78406
WORK (361) 884-3995 FAX (361) 884-4262

PROJECT: NAVAL AIR STATION CORPUS CHRISTI
NEW ADMIN ANNEX AND A.C.R.S.
ARCHITECT: NAVAL FACILITIES ENGINEERING COMMAND
GENERAL CONTRACTOR: W.G. YATES & SONS CONSTRUCTION CO.
877-677-5411

PROJECT NO.	EGS-2102-02
DRAWN BY	fp
DATE	04/03/21
SCALE	3" = 1'-0"
DRAWING	DETAILS
SHEET	D8



DETAIL 32 CW HINGED JAMB J06/J13

SCALE: 3" = 1'-0"

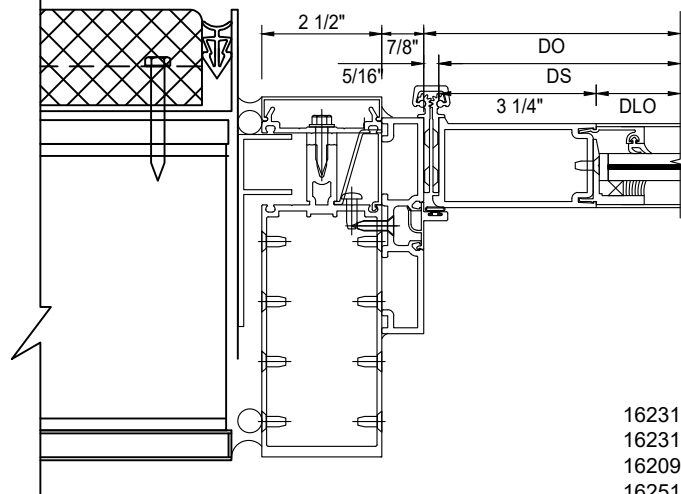
ARCH REF
BY DOOR TYPE:

- EW9/E05A (109A) - 1/A202 3/A311 H13/A613
- E05 (116) - H06/DS/A601
- E07 (101) - 1/A202 1/A303 H13/A613
- E07 (101) - H06/DS/A601
- E08 (104) - 2/A202 2/A303 H13/A613
- E08 (104) - H06/DS/A601

GLASS WALL SYSTEM TYPE:
KAWNEER 350 IR STANDARD MEDIUM STILE DOOR ON CURTAIN WALL IR 1600 SYSTEM 1 FRAMING

- 162004 7-1/2" HEAVY VERTICAL
- 162252 IMPACT DOOR ANCHOR
- 162006 EXTERIOR COVER
- 162335 PERIMETER PRESSURE PLATE
- 162301 MATING STEEL REINFORCEMENT #1
- 162302 MATING STEEL REINFORCEMENT #2
- 162303 MATING STEEL REINFORCEMENT #3
- 163043 3/4" DOOR ADAPTER
- 400520 SNAP IN DOOR STOP W/ WEATHERING
- 200093 350 HW LOCK/HINGE STILE

- 162017 "F" PERIMETER INFILL
- 162004 MULLION
- 162516 PRESSURE PLATE
- 162006 COVER
- STRUCTURAL SILICONE SEALANT



DETAIL 33 CW VERTICAL

SCALE: 3" = 1'-0"

ARCH REF: N/A

GLASS WALL SYSTEM TYPE:
KAWNEER IR 1600 SYSTEM 1 ALUMINUM 7 13/16" DEEP CURTAIN WALL

DETAIL 30 ANNEX CW SILL

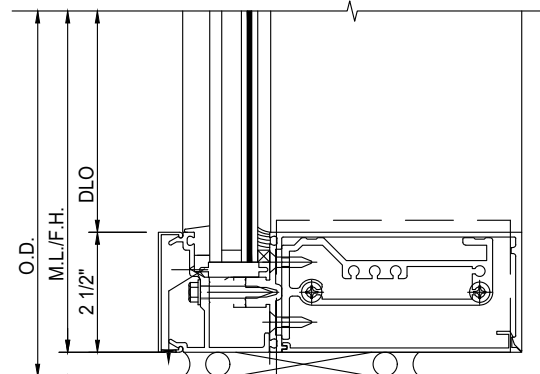
SCALE: 3" = 1'-0"

ARCH REF

BY DOOR TYPE:

- EW6 - 1/A202 1/A303
- E07 - 1/A202 1/A303
- E08 - 2/A202 1/A303

GLASS WALL SYSTEM TYPE:
KAWNEER IR 1600 SYSTEM 1 ALUMINUM 7 13/16" DEEP CURTAIN WALL



- 162311 "F ANCHOR"
- 162312 "T ANCHOR"
- 162097 HEAD/SILL HORIZONTAL
- 162518 PRESSURE PLATE
- 162006 COVER
- 162332 SHEAR BLOCK
- 162317 SHIM FILLER
- STRUCTURAL SILICONE SEALANT

DETAIL 31 ANNEX STRUCTURAL HORIZONTAL H18

SCALE: 3" = 1'-0"

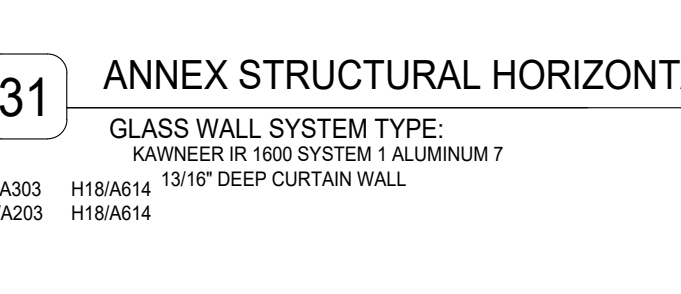
ARCH REF

BY DOOR TYPE:

- E07 - 1/A202 1/A303 H18/A614
- E08 - 2/A202 2/A203 H18/A614

GLASS WALL SYSTEM TYPE:
KAWNEER IR 1600 SYSTEM 1 ALUMINUM 7 13/16" DEEP CURTAIN WALL

- 162311 "F ANCHOR"
- 162312 "T ANCHOR"
- 162097 HEAD/SILL HORIZONTAL
- 162518 PRESSURE PLATE
- 162006 COVER
- 162332 SHEAR BLOCK
- 162317 SHIM FILLER
- STRUCTURAL SILICONE SEALANT



- USE FILLER 162020 WHEN REQUIRED.
- 162311 "F ANCHOR"
- 162312 "T ANCHOR"
- 162097 HEAD/SILL HORIZONTAL
- 162518 PRESSURE PLATE
- 162006 COVER
- 162332 SHEAR BLOCK
- STRUCTURAL SILICONE SEALANT

DETAIL 34 ANNEX STRUCTURAL HORIZONTAL H18

SCALE: 3" = 1'-0"

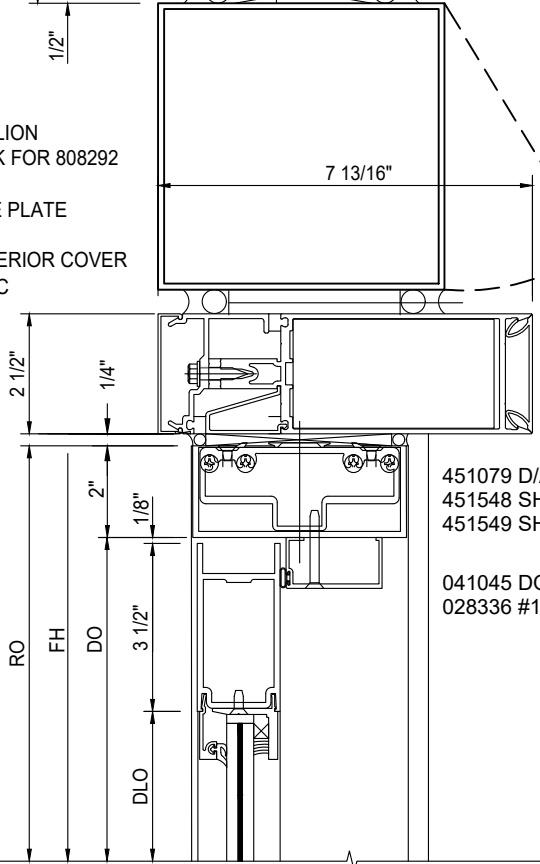
ARCH REF

BY DOOR TYPE:

- E07 - 1/A202 1/A303 H18/A614
- E08 - 2/A202 2/A203 H18/A614

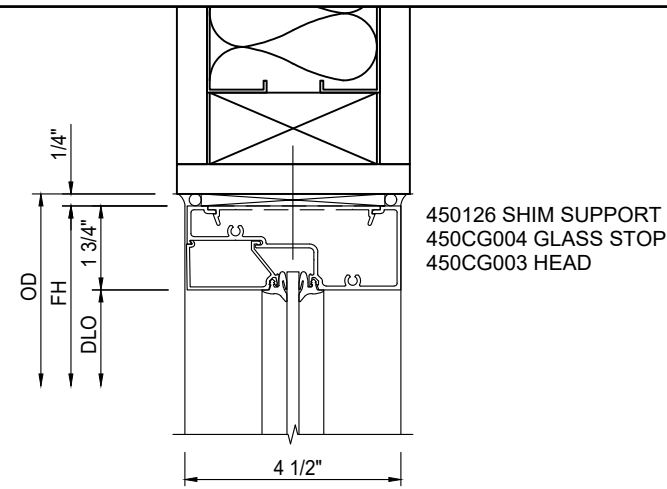
GLASS WALL SYSTEM TYPE:
KAWNEER IR 1600 SYSTEM 1 ALUMINUM 7 13/16" DEEP CURTAIN WALL

- 808292 7-1/2" OPEN BACK MULLION
- 817248 CUSTOM SHEAR BLOCK FOR 808292
- 162006 EXTERIOR COVER
- 162505 PERIMETER PRESSURE PLATE
- 027016 SETTING BLOCK
- 162071 8-1/4" HORIZONTAL INTERIOR COVER
- 450079 D/A T-BAR/HEADER COC
- 041045 STD. DOOR STOP COC
- 027078 WEATHERING
- 028336 #10 x 1-5/8" B FHST
- 200096 350 HW TOP RAIL

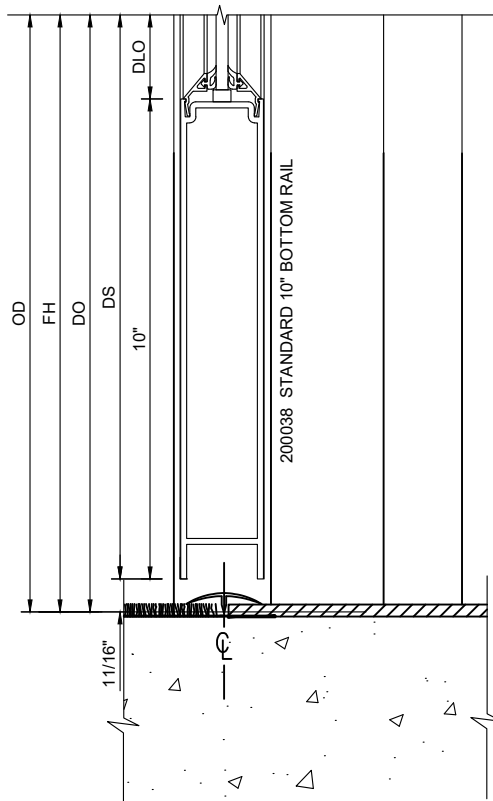


- 451079 D/A COC HEADER
- 451548 SHEAR BLOCK PKG (OFFSET PIVOT)
- 451549 SHEAR BLOCK PKG (BUTT HUNG)

- 041045 DOOR STOP W/27078 WEATHERING
- 028336 #10 x 1 5/8" B FHST

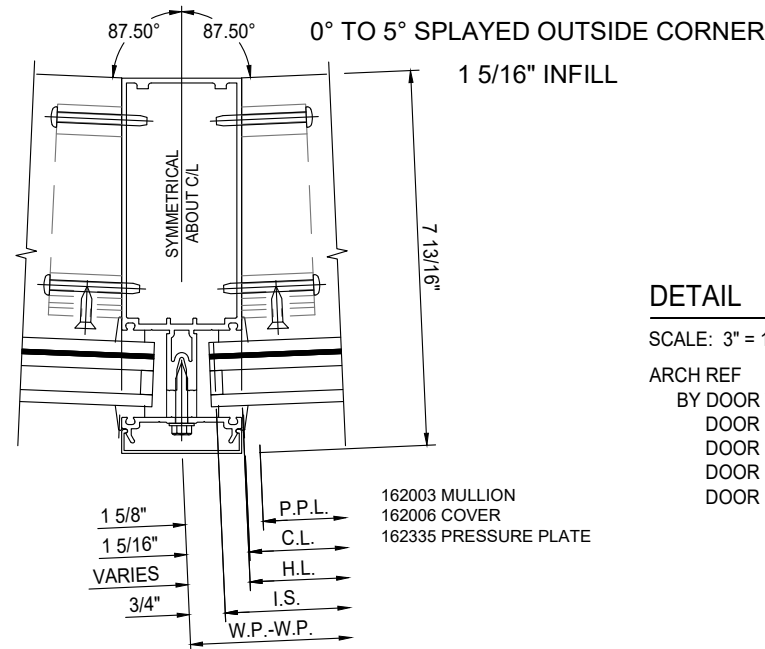


DETAIL 35 ANNEX INT HEAD
SCALE: 3" = 1'-0"
ARCH REF: H02
GLASS WALL SYSTEM TYPE: KAWNEER TRIFAB VG-450 ALUMINUM STOREFRONT
BY DOOR TYPE:
DOOR 10 (101A, 101B) - 1/A202 1/A303 H02/A610 H02/DS/A601
DOOR 11 (103A, 103B, 103C) - 2/A202 2/A303 H02/A610 H02/DS/A601
DOOR 12 (156) - H02/DS/A601
DOOR 13 (193A) - H02/DS/A601

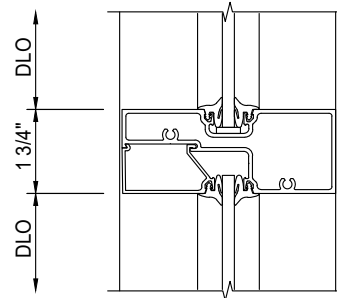


DETAIL 36 ANNEX BOTTOM RAIL
SCALE: 3" = 1'-0"
ARCH REF: T02
GLASS WALL SYSTEM TYPE: KAWNEER 350 STANDARD MEDIUM STILE ALUMINUM ENTRANCE
BY DOOR TYPE:
DOOR 12 (156) - T02/DS/A601
DOOR 13 (193A) - T02/DS/A601

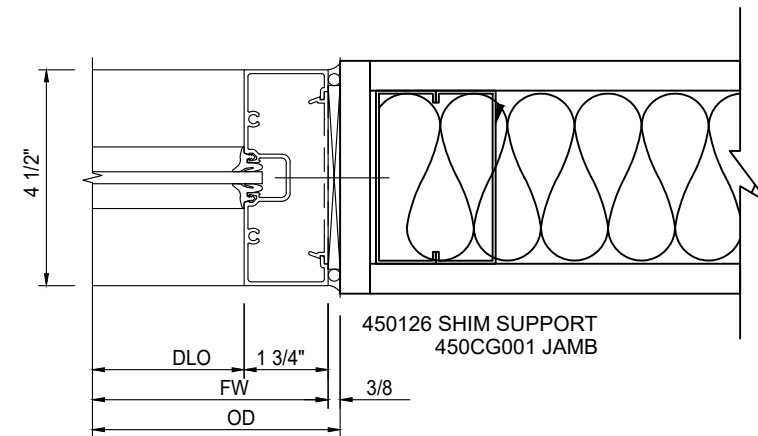
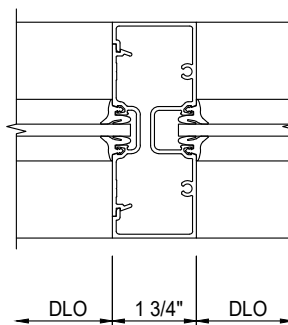
DETAIL 37 CW SPLAYED OUTSIDE CORNER
SCALE: 3" = 1'-0"
ARCH REF: N/A
GLASS WALL SYSTEM TYPE: KAWNEER IR 1600 SYSTEM 1 ALUMINUM 7 13/16" DEEP CURTAIN WALL



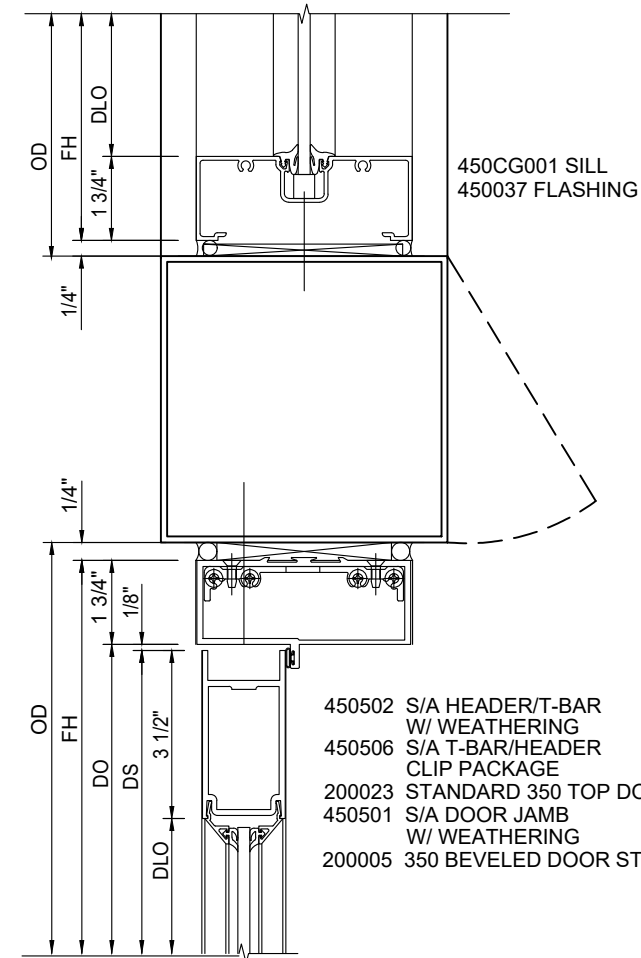
DETAIL 38 INT HORIZONTAL
SCALE: 3" = 1'-0"
ARCH REF: N/A
GLASS WALL SYSTEM TYPE: KAWNEER TRIFAB VG-450 ALUMINUM STOREFRONT
450CG011 TUBE HORIZONTAL
450CG004 GLASS STOP



DETAIL 39 VERTICAL
SCALE: 3" = 1'-0"
ARCH REF: N/A
GLASS WALL SYSTEM TYPE: KAWNEER TRIFAB VG-450 ALUMINUM STOREFRONT
450CG002 POCKET FILLER
450CG001 MULLION



DETAIL 40 ANNEX JAMB
SCALE: 3" = 1'-0"
ARCH REF: J02
GLASS WALL SYSTEM TYPE: KAWNEER TRIFAB VG-450 ALUMINUM STOREFRONT
BY DOOR TYPE:
DOOR 10 (101A, 101B) - 1/A202 1/A303 J02/A610 J02/DS/A601
DOOR 11 (103A, 103B, 103C) - 2/A202 2/A303 J02/A610 J02/DS/A601
DOOR 12 (156) - J02/DS/A601
DOOR 13 (193A) - J02/DS/A601



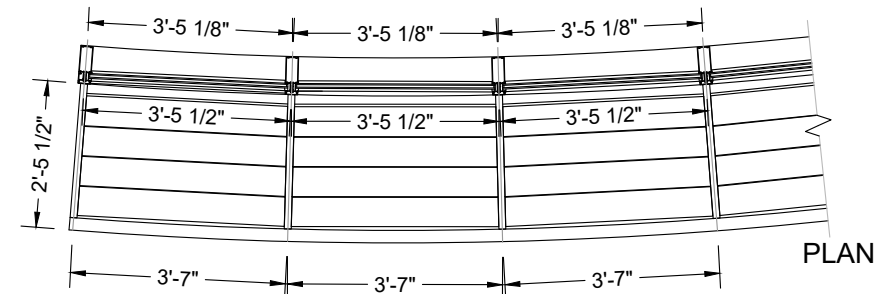
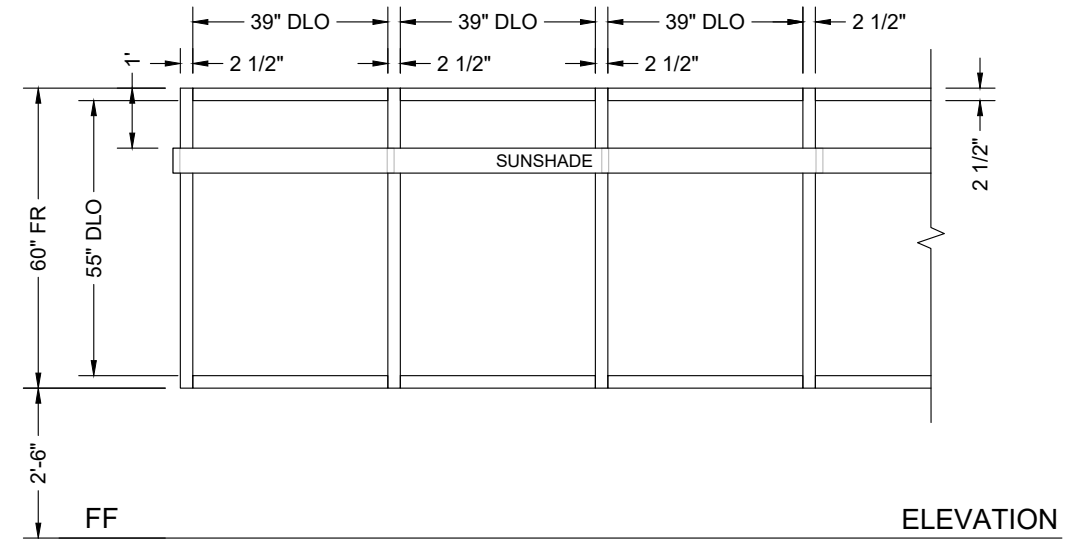
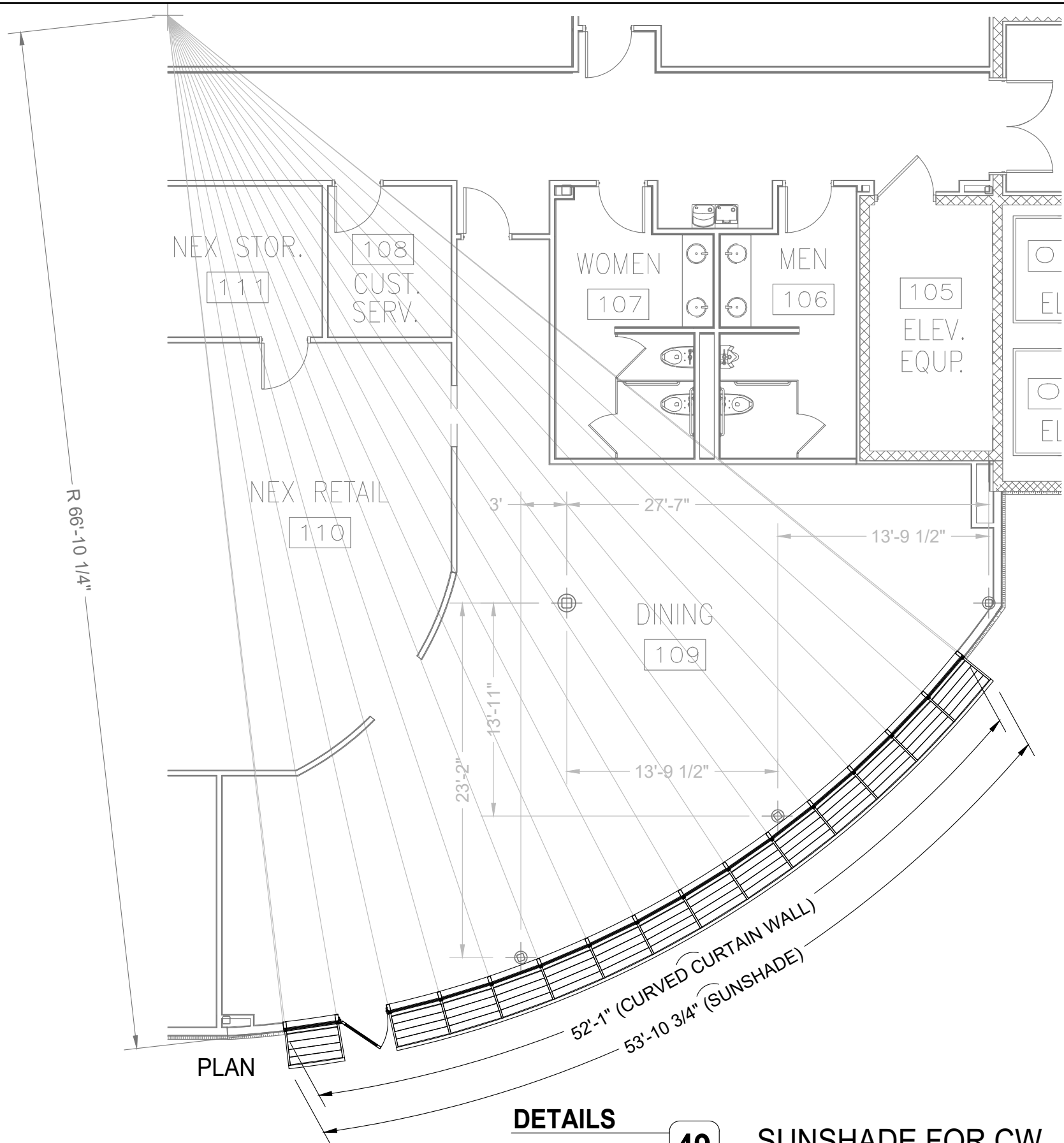
DETAIL 41 ANNEX STRUCTURAL HORIZONTAL
SCALE: 3" = 1'-0"
ARCH REF: H18
GLASS WALL SYSTEM TYPE: KAWNEER 350 STANDARD MEDIUM STILE ALUMINUM ENTRANCE ON VG-450 FRAMING
BY DOOR TYPE:
DOOR 10 (101A, 101B) - 1/A202 1/A303 H18/A614
DOOR 11 (103A, 103B, & 103C) - 2/A202 2/A303 H18/A614

DATE	BY	DESCRIPTION
04/03/21	fp	Separated the Annex and Repair Shop Projects
03/23/21	4	Corrections Made
03/07/21	3	First Submittal
03/05/21	2	2nd Draft for Review by Fabricator; Checked for Congruency
03/03/21	1	Advanced Rough Draft

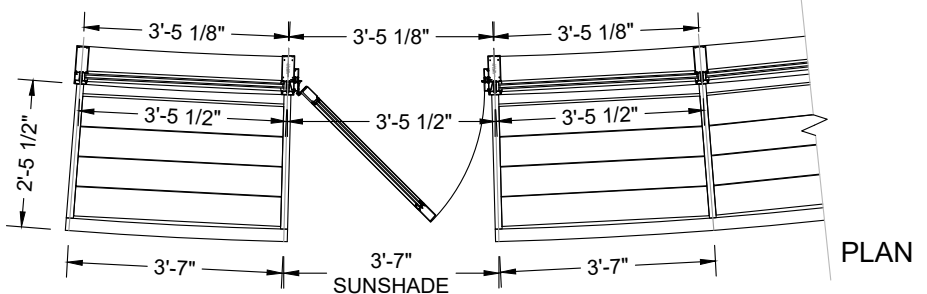
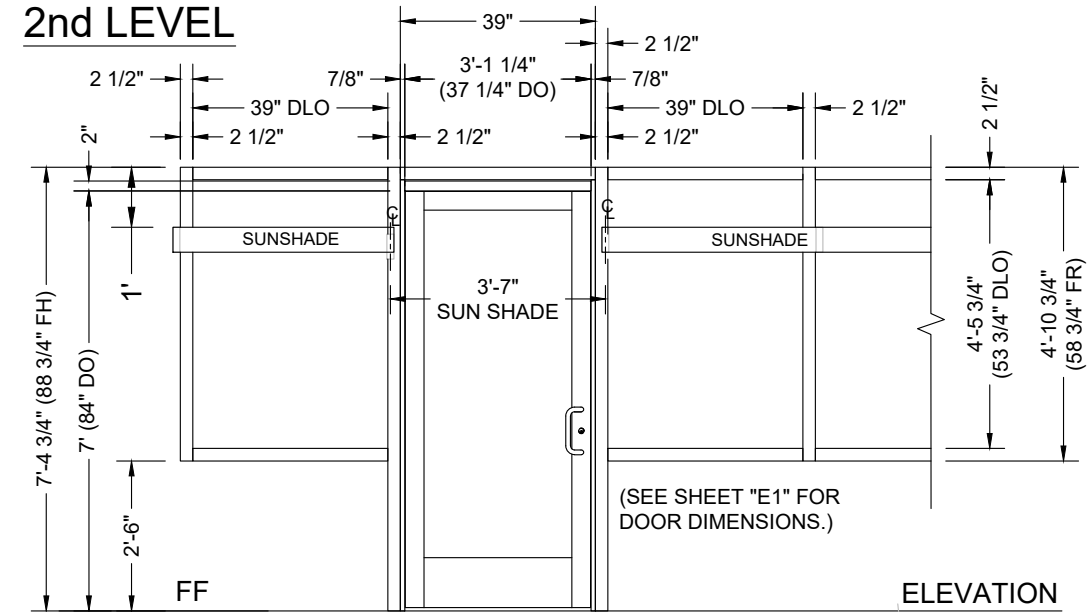
EVINS GLASS SERVICE, INC.
101 N.P.I.D., CORPUS CHRISTI, TX 78406
WORK (361) 884-3995 FAX (361) 884-4262

PROJECT: NAVAL AIR STATION CORPUS CHRISTI
NEW ADMIN ANNEX AND A.C.R.S.
ARCHITECT: NAVAL FACILITIES ENGINEERING COMMAND
GENERAL CONTRACTOR: W.G. YATES & SONS CONSTRUCTION CO.
877-677-5411

PROJECT NO.	EGS-2102-02
DRAWN BY	fp
DATE	04/03/21
SCALE	3" = 1'-0"
DRAWING	DETAILS
SHEET	D9



TYPICAL DIMENSIONS
2nd LEVEL



TYPICAL DIMENSIONS
1st LEVEL

DETAILS

QUANTITY: 02
 SCALE: NTS

49

SUNSHADE FOR CW

SUNSHADE TYPE
 VERSOLEIL SUNSHADE 30\"/>

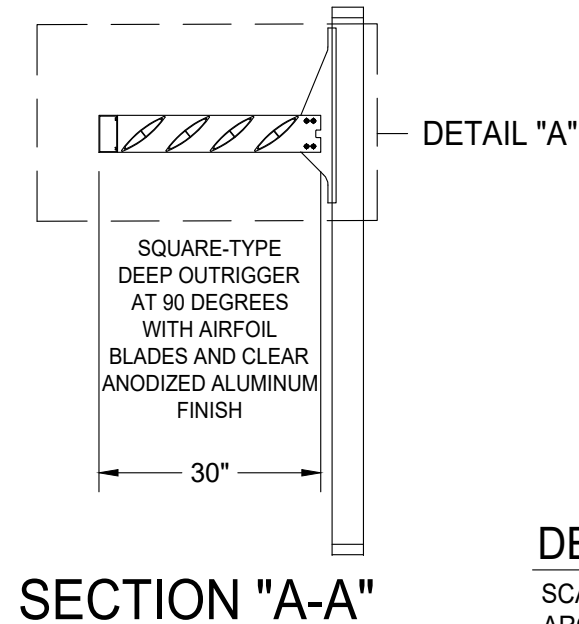
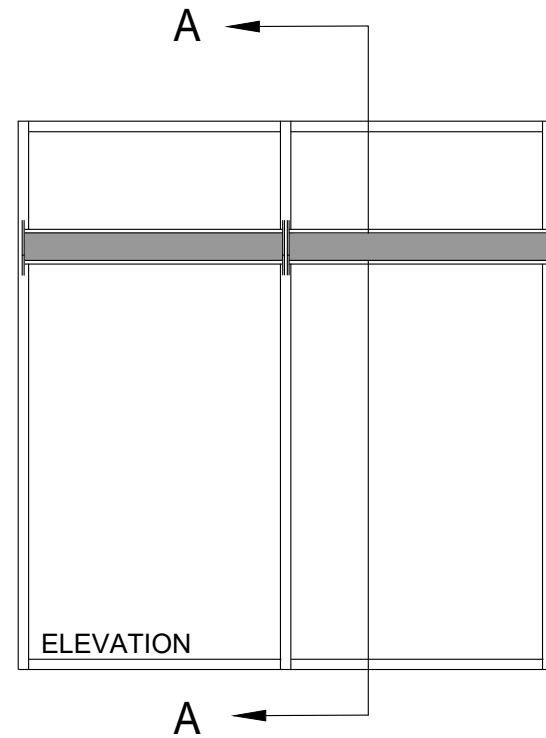
ARCH REF: 1/A101 1/A101A 1/A201 1/A202 EW8/A603 EW8/A603
 PLAN/ EW8 & EW9/ A603

NO.	DATE	DESCRIPTION
5	04/03/21	Separated the Annex and Repair Shop Projects
4	03/23/21	Corrections Made
3	03/07/21	First Submittal
2	03/05/21	2nd Draft for Review by Fabricator; Checked for Congruency
1	03/03/21	Advanced Rough Draft

EVINS GLASS SERVICE, INC.
 101 N.P.I.D., CORPUS CHRISTI, TX 78406
 WORK (361) 884-3995 FAX (361) 884-4262

PROJECT: NAVAL AIR STATION CORPUS CHRISTI
NEW ADMIN ANNEX AND A.C.R.S.
 ARCHITECT: NAVAL FACILITIES ENGINEERING COMMAND
 GENERAL CONTRACTOR: W.G. YATES & SONS CONSTRUCTION CO.
 877-677-5411

PROJECT NO.	EGS-2102-02
DRAWN BY	fp
DATE	04/03/21
SCALE	SEE DRAWINGS
DRAWING	DETAILS
SHEET	D13



DETAIL 50
 SCALE: NTS
 ARCH REF: 1/A101, 1/A101A, 1/A102, 1/A102A

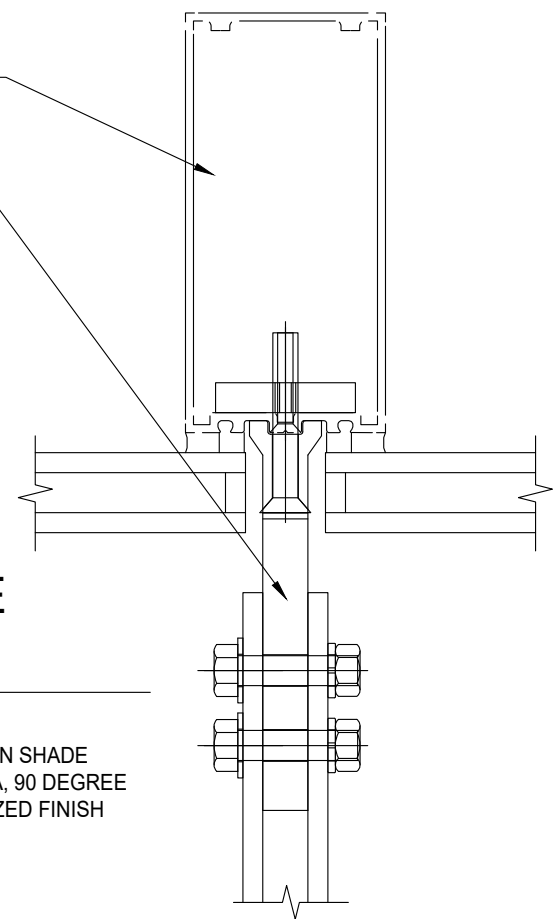
ANNEX SUN SHADE TYPICAL ELEVATION
 SYSTEM TYPE:
 KAWNEER VERSOLEIL 30" SQUARE SUN SHADE OUTRIGGER, RECTANGULAR FACIA, 90 DEGREE EXTENSION, WITH A CLEAR ANODIZED FINISH

52

DETAIL 52
 SCALE: NTS
 ARCH REF: 1/A101, 1/A101A, 1/A102, 1/A102A

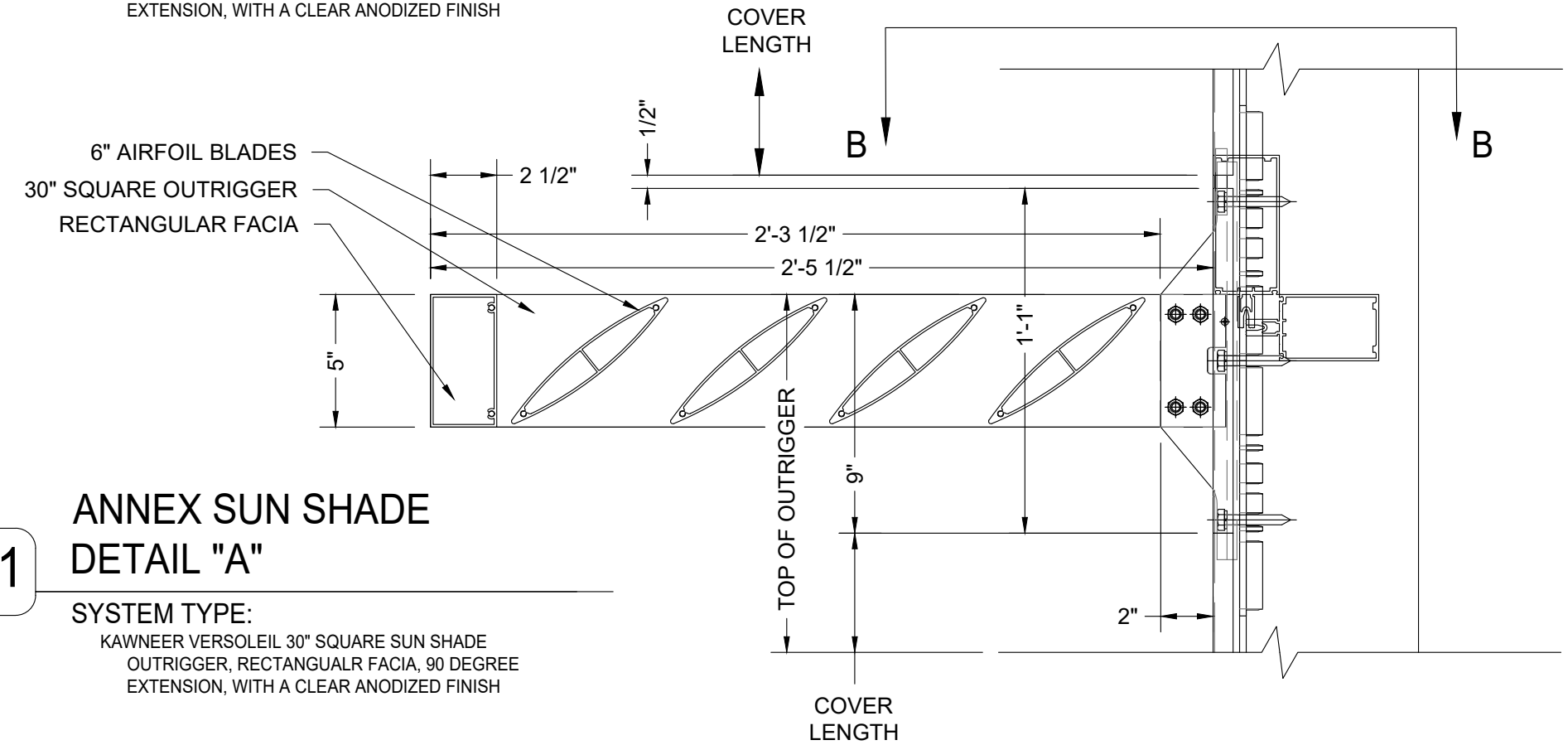
ANNEX SUN SHADE SECTION "B-B"
 SYSTEM TYPE:
 KAWNEER VERSOLEIL 30" SQUARE SUN SHADE OUTRIGGER, RECTANGULAR FACIA, 90 DEGREE EXTENSION, WITH A CLEAR ANODIZED FINISH

2 1/2" X 7 13/16" KAWNEER IR-1600 SYSTEM 1 CURTAIN WALL MULLION
 MOUNTING BRACKET



DETAIL 51
 SCALE: 2" = 1'-0"
 ARCH REF: 1/A101, 1/A101A, 1/A102, 1/A102A

ANNEX SUN SHADE DETAIL "A"
 SYSTEM TYPE:
 KAWNEER VERSOLEIL 30" SQUARE SUN SHADE OUTRIGGER, RECTANGULAR FACIA, 90 DEGREE EXTENSION, WITH A CLEAR ANODIZED FINISH



NO.	DATE	BY	DESCRIPTION
5	04/03/21	fp	Separated the Annex and Repair Shop Projects
4	03/23/21	fp	Corrections Made
3	03/07/21	fp	First Submittal
2	03/05/21	fp	2nd Draft for Review by Fabricator; Checked for Congruency
1	03/03/21	fp	Advanced Rough Draft

EVINS GLASS SERVICE, INC.
101 N.P.I.D., CORPUS CHRISTI, TX 78406
WORK (361) 884-3995 FAX (361) 884-4262

PROJECT: NAVAL AIR STATION CORPUS CHRISTI
NEW ADMIN ANNEX AND A.C.R.S.
ARCHITECT: NAVAL FACILITIES ENGINEERING COMMAND
GENERAL CONTRACTOR: W.G. YATES & SONS CONSTRUCTION CO. 877-677-5411

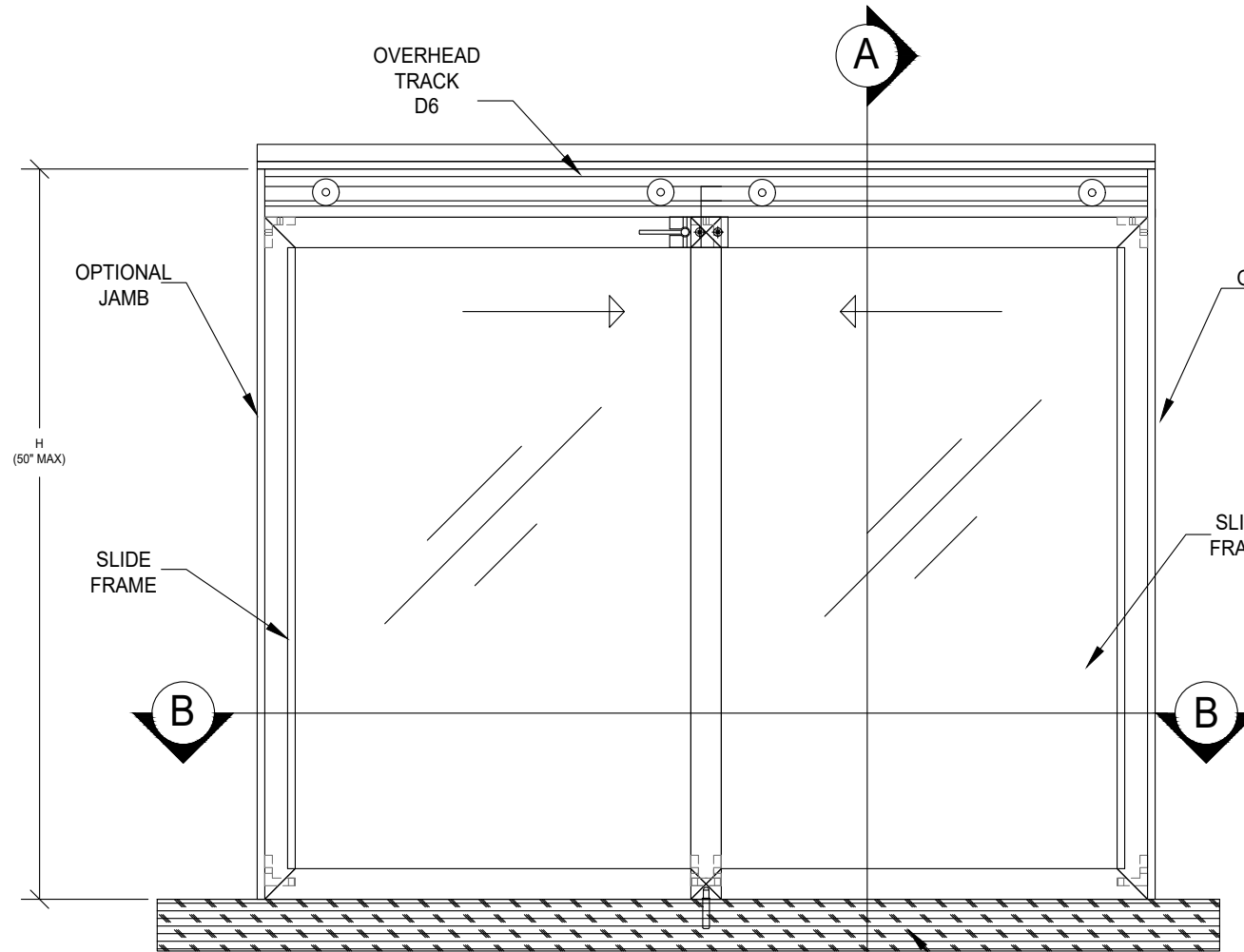
PROJECT NO. EGS-2102-02

DRAWN BY: fp DATE: 04/03/21

SCALE: SEE DRAWINGS

DRAWING: DETAILS

SHEET: D14



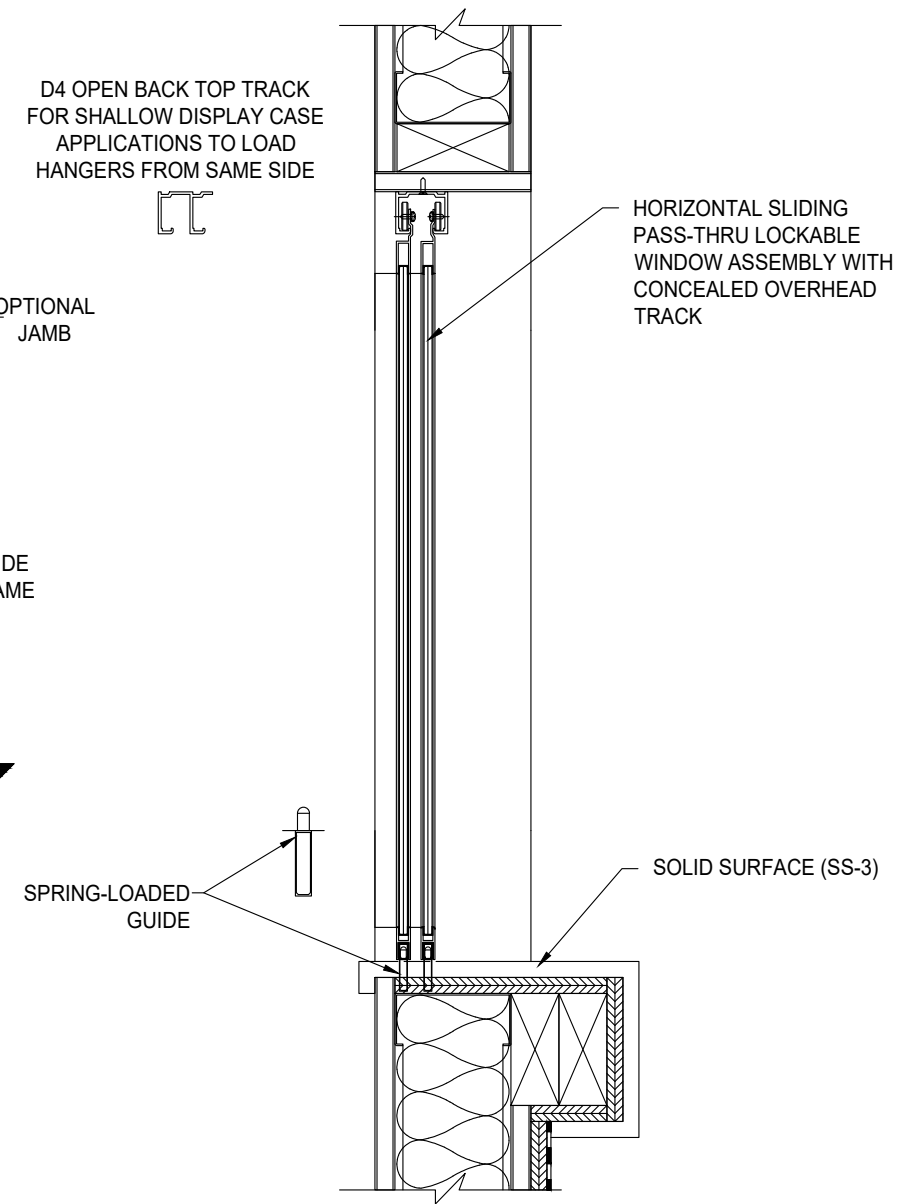
DETAIL

SCALE: NTS
ARCH REF: 1/A101
1/A101A
W2/A603
W7/A603

53

DETAIL "A"

SYSTEM TYPE:
CR LAURENCE DAISY MODEL #D1040A, SATIN ANODIZED ALUMINUM PASS THRU, WITH OVERHEAD TRACK #D4



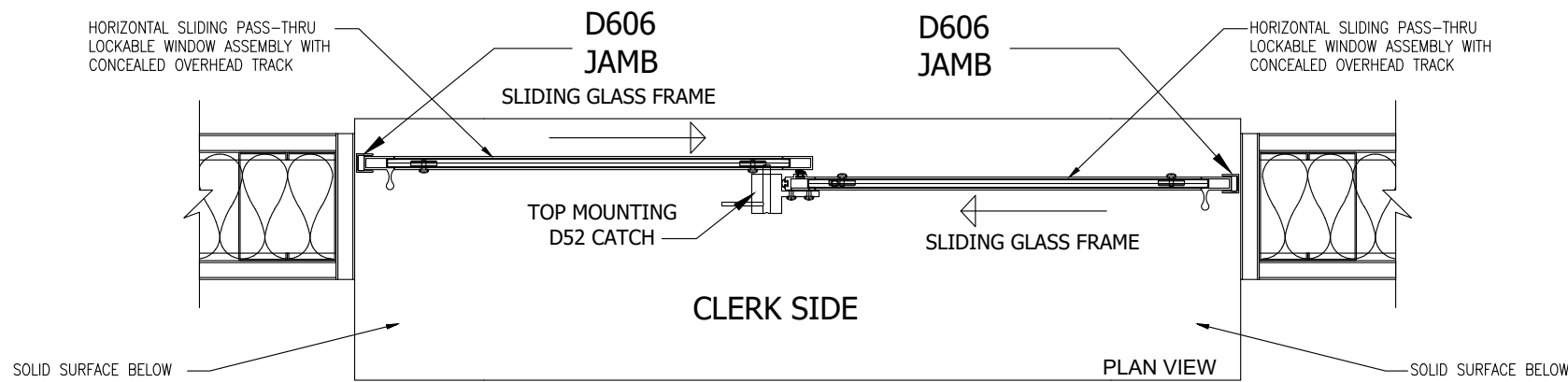
DETAIL

SCALE: NTS
ARCH REF: 1/A101
1/A101A
W2/A603
W7/A603
H16/A614
S16/A614

55

SECTION "A-A"

SYSTEM TYPE:
CR LAURENCE DAISY MODEL #D1040A, SATIN ANODIZED ALUMINUM PASS THRU, WITH OVERHEAD TRACK #D4



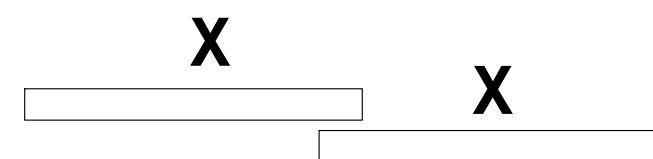
DETAIL

SCALE: NTS
ARCH REF: 1/A101
1/A101A
W2/A603
W7/A603
J16/A614

54

SECTION "B-B"

SYSTEM TYPE:
CR LAURENCE DAISY MODEL #D1040A, SATIN ANODIZED ALUMINUM PASS THRU, WITH OVERHEAD TRACK #D4



DATE	BY	DESCRIPTION
04/03/21	fp	Separated the Annex and Repair Shop Projects
03/23/21	fp	Corrections Made
03/07/21	fp	First Submittal
03/05/21	fp	2nd Draft for Review by Fabricator; Checked for Congruency
03/03/21	fp	Advanced Rough Draft
	SUB	

EVINS GLASS SERVICE, INC.
101 N.P.I.D., CORPUS CHRISTI, TX 78406
WORK (361) 884-3995 FAX (361) 884-4262

PROJECT: NAVAL AIR STATION CORPUS CHRISTI
NEW ADMIN ANNEX AND A.C.R.S.
ARCHITECT: NAVAL FACILITIES ENGINEERING COMMAND
GENERAL CONTRACTOR: W.G. YATES & SONS CONSTRUCTION CO.
877-677-5411

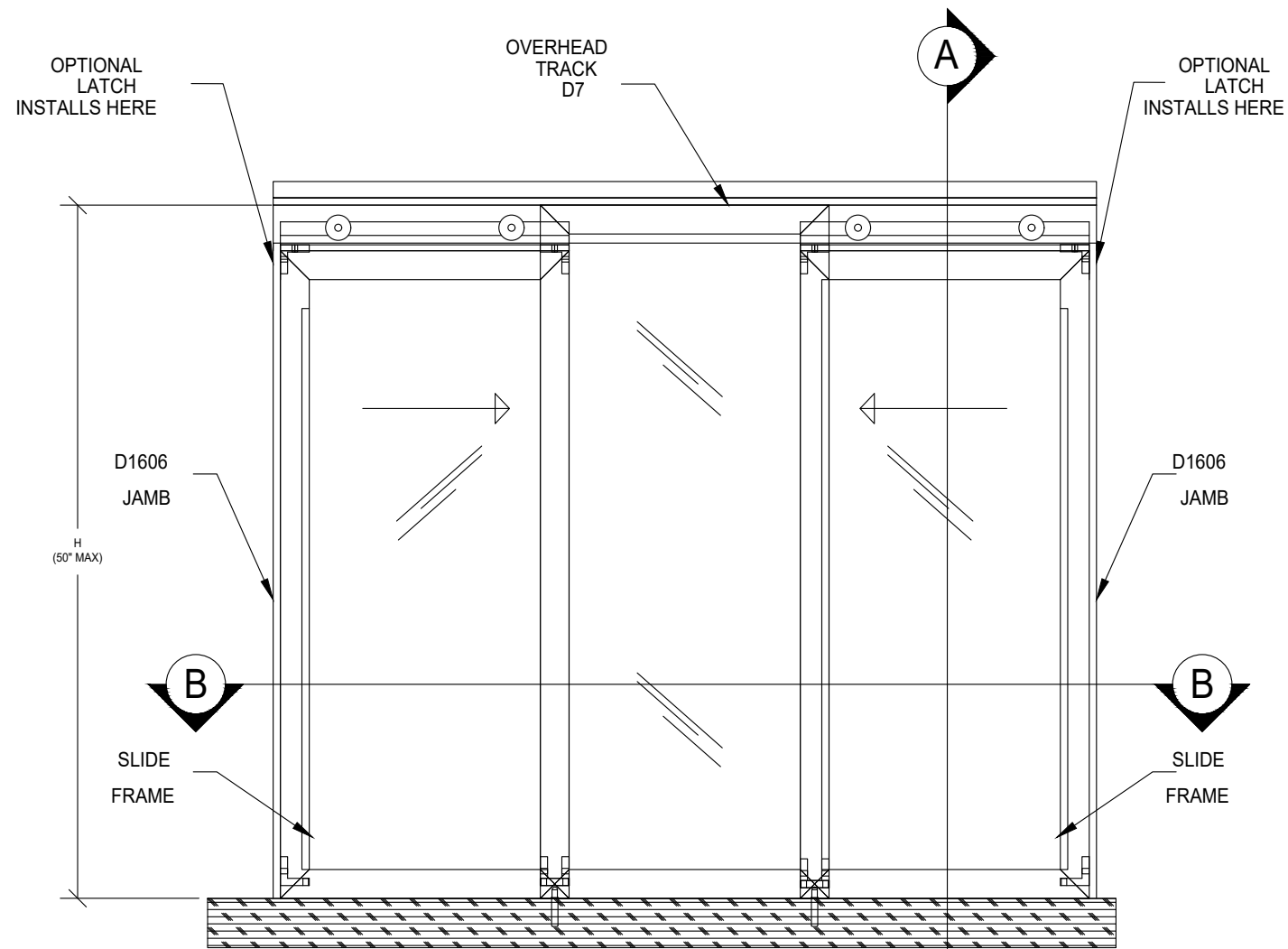
PROJECT NO. EGS-2102-02

DRAWN BY: fp DATE: 04/03/21

SCALE: SEE DRAWINGS

DRAWING: DETAILS

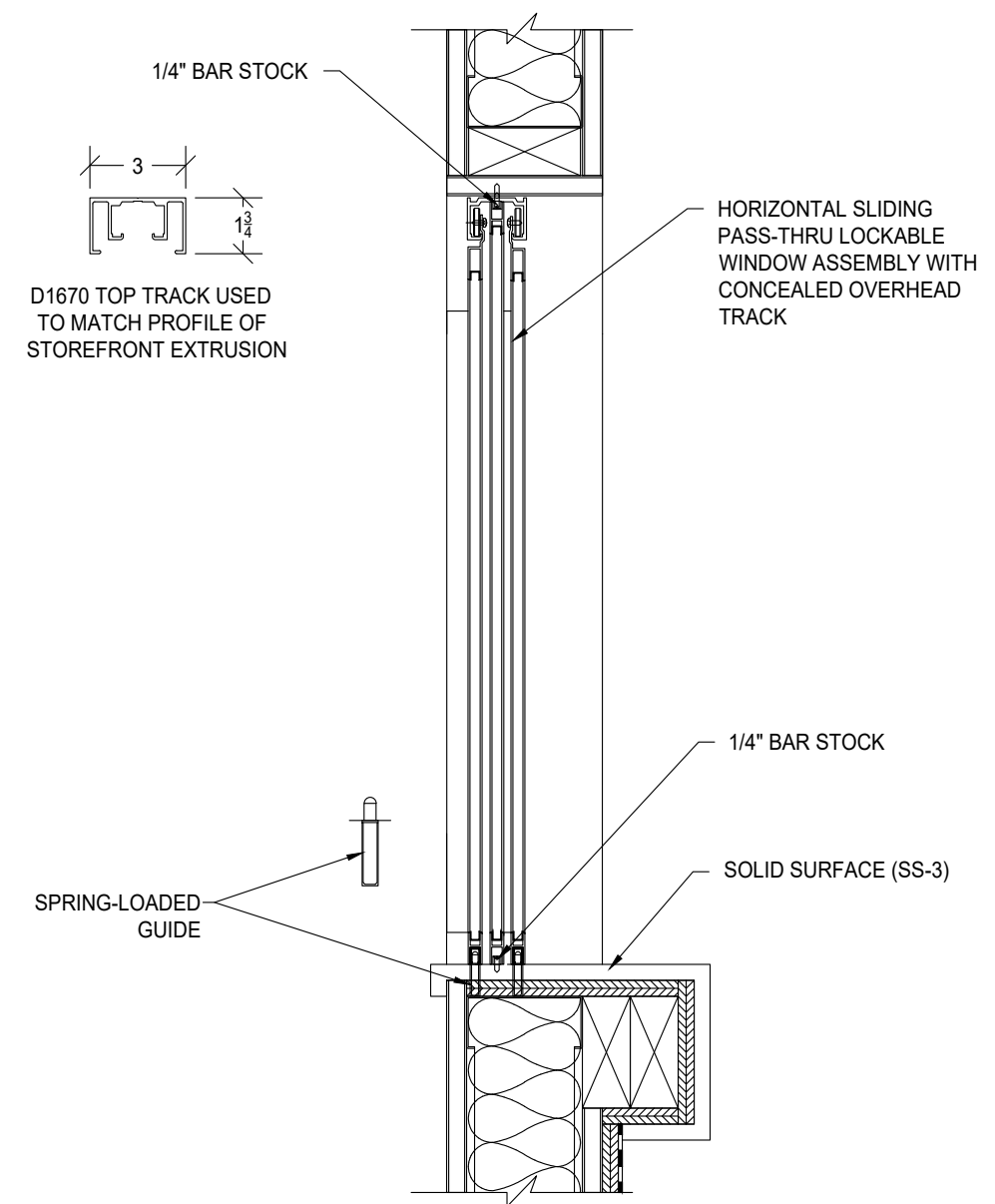
SHEET: D15



DETAIL 56 PASS THRU ELEVATION

SCALE: NTS
ARCH REF: 1/A101
1/A101A
W8/A603

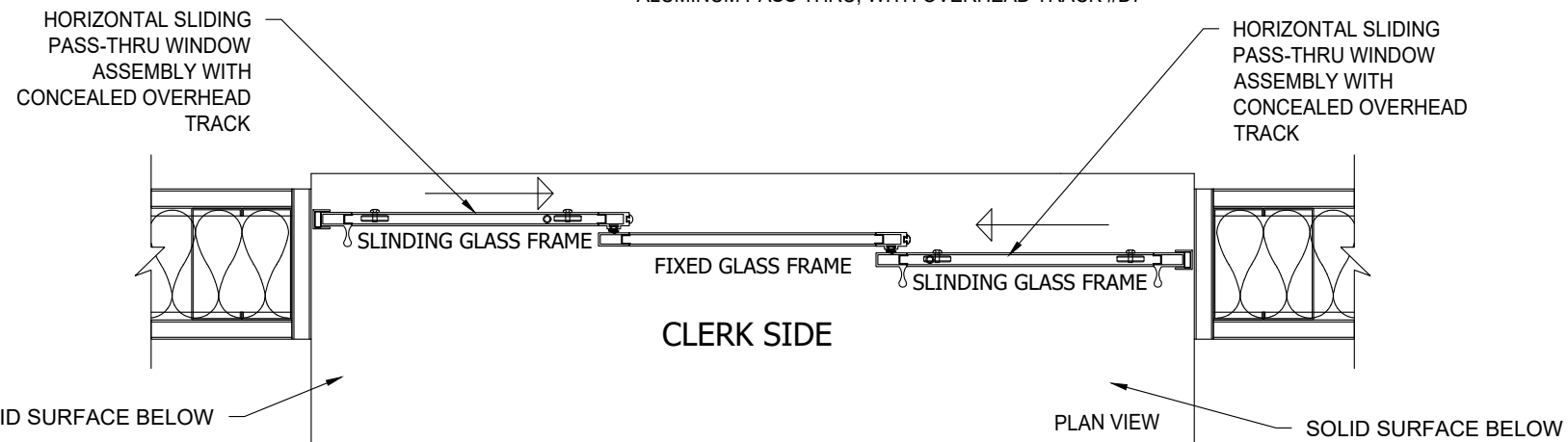
SYSTEM TYPE:
CR LAURENCE ARLENE MODEL#1022, SATIN ANODIZED ALUMINUM PASS THRU, WITH OVERHEAD TRACK #D7



DETAIL 58 SECTION "A-A"

SCALE: NTS
ARCH REF: 1/A101
1/A101A
W8/A603
H16/A614
S16/A614


SYSTEM TYPE:
CR LAURENCE ARLENE MODEL#1022, SATIN ANODIZED ALUMINUM PASS THRU, WITH OVERHEAD TRACK #D7



DETAIL 57 SECTION "B-B"

SCALE: NTS
ARCH REF: 1/A101
1/A101A
W8/A603
J16/A614

SYSTEM TYPE:
CR LAURENCE ARLENE MODEL#1022, SATIN ANODIZED ALUMINUM PASS THRU, WITH OVERHEAD TRACK #D7



KAWNEER IR501T ALLUMINUM LARGE-MISSILE IMPACT ALUMINUM STOREFRONT SYSTEM (DRY GLAZE) [TDI# 1760T, REV B]

GENERAL NOTES:

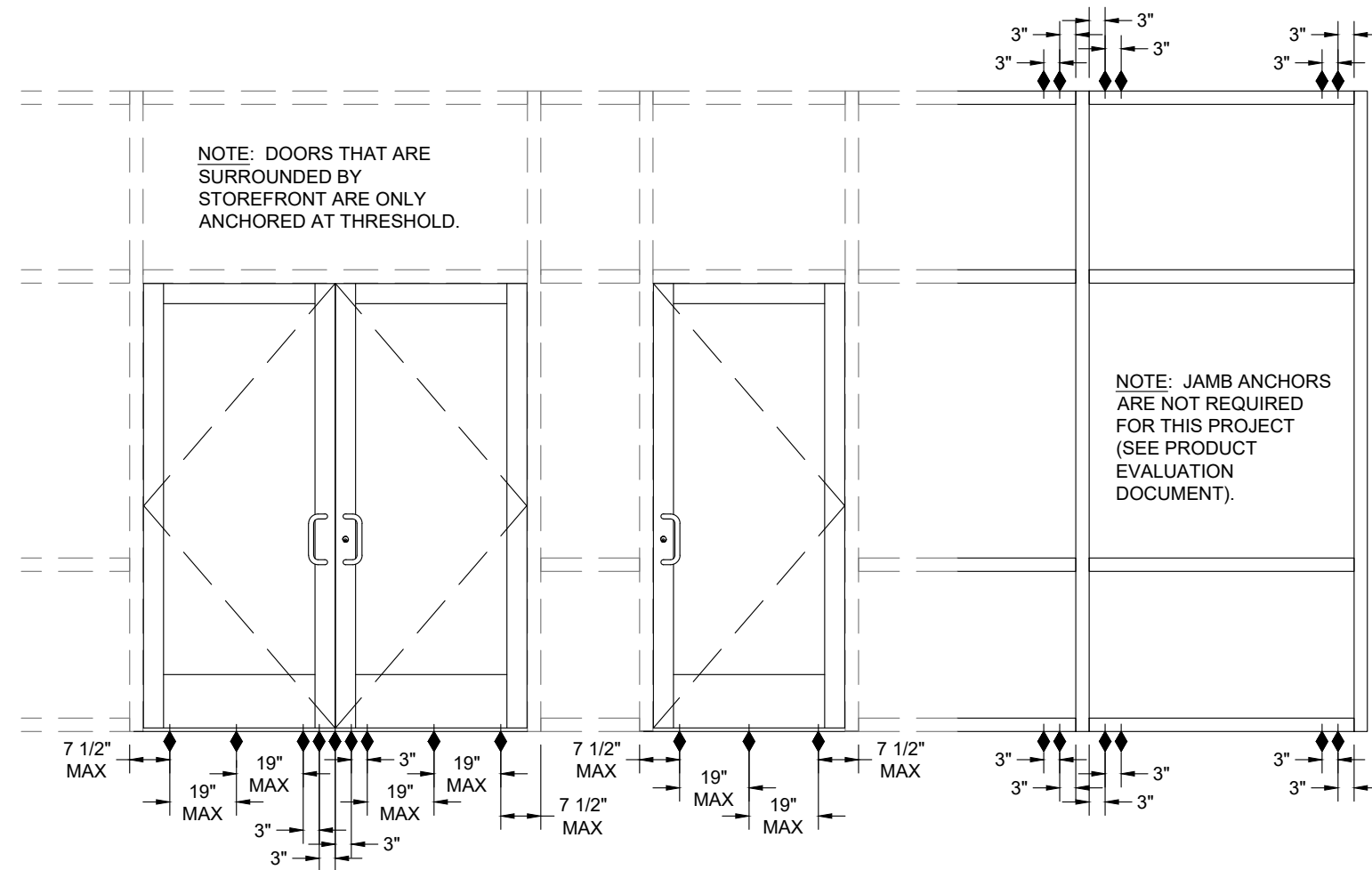
- DISCLAIMER: THIS SHEET IS A REFERENCE SHEET ONLY, NOT A SUBSTITUTE FOR THE TDI PRODUCT EVALUATION DOCUMENT NUMBER NOTED
- MAXIMUM SHIM SPACE: REFER TO PRODUCT EVALUATION DOCUMENT (PED).
- ANCHORS: ALL ANCHORS SHALL BE OF NON-CORROSION MATERIAL.

ACCEPTABLE SUBSTRATE MATERIALS:

- CONCRETE: MIN. 3000 PSI CONCRETE
- CONCRETE BLOCK: CONCRETE-FILLED CMU
- STEEL: MIN. 1/8" THICK, A36 STEEL
- ALUMINUM: MIN. 0.100" THICK 6063-16 ALUM
- METAL STUD: MIN. 16 GA. 33 KSI; ENTRANCE - MIN. 16 GA. 50 KSI
- WOOD MIN.: 2X WOOD FRAME OR BUCK (MIN GR. 3 & G=0.55)

ACCEPTABLE FASTENER TYPES AND INSTALLATION METHODS:

- CONCRETE ANCHORS:** CONCRETE SCREWS SHALL BE 1/4" ELCO ULTRACONS (C.S.), ELCO CRETE-FLEX (S.S.), ITW RAMSET/RED HEAD TAPCONS (C.S. OR S.S.) OR HILTI KWIK-CON II (C.S. OR S.S.) CONCRETE SCREWS WITH 1 3/4" MINIMUM EMBEDMENT, AND 2 1/2" MINIMUM EDGE DISTANCE.
- CONCRETE FILLED BLOCK:** IS APPLICABLE AT SIDES ONLY AND MUST BE FILLED WITH CONCRETE WHEN SIDE JAMB ANCHORS ARE REQUIRED; WHEN APPLICABLE, CONCRETE SCREWS USED SHALL BE 1/4" ELCO ULTRACONS (C.S.), ELCO CRETE-FLEX (S.S.), ITW RAMSET/RED TAPCONS (C.S. OR S.S.) OR HILTI KWIK-CON II (C.S. OR S.S.) WITH 1 3/4" MINIMUM EMBEDMENT, AND 2 1/2" MINIMUM EDGE DISTANCE.
- METAL PLATES:** SCREWS SHALL BE 1/4" SELF-TAP/DRILL SCREWS, WITH FULL EMBEDMENT AND A MIN EDGE DISTANCE OF 1/2"
- METAL STUDS:** SCREWS SHALL BE 1/4" SELF-TAP/DRILL SCREWS, WITH FULL EMBEDMENT AND A MIN EDGE DISTANCE OF 1/2"
- WOOD ANCHORS:** ANCHORS FOR WOOD SHALL BE #14 SMS SCREWS OR WOOD SCREWS, WITH A MINIMUM EMBEDMENT OF 1 3/8" AND A MIN EDGE DISTANCE OF 1"; A FRAME SCREW MOUNT REQUIRES A MIN. 2X4; A STRAP ANCHOR MOUNT REQUIRES A MIN. 2X6; WHEN SCREWS ARE REQUIRED ON SIDES OF OPENING, THE SHIM SPACE AT THE SIDES SHALL NOT BE GREATER THAN 1/4" UNLESS THE SCREWS ARE GRADE 5 (MAY BE UP TO 3/8" WITH GR 5 SCREWS)



ANCHOR PLACEMENT FOR STOREFRONT

ANCHORING

NOTE: THE SIZE, TYPES, AND PLACEMENT OF ANCHORS USED ARE DETERMINED BY THE TYPE OF SUPPORTING SUBSTRATE.

SCALE: 3/8" = 1'-0"

PRODUCT EVALUATION DOCUMENT: TDI# 1760T, REV B

1

ALUMINUM STOREFRONT

GLASS FRAMING SYSTEM:
KAWNEER IR501T ALLUMINUM LARGE-MISSILE IMPACT
ALUMINUM STOREFRONT SYSTEM (DRY GLAZE)

DATE	DESCRIPTION
04/03/21	Separated the Annex and Repair Shop Projects
03/23/21	Corrections Made
03/07/21	First Submittal
03/05/21	2nd Draft for Review by Fabricator; Checked for Congruency
03/03/21	Advanced Rough Draft

EVINS GLASS SERVICE, INC.
101 N.P.I.D., CORPUS CHRISTI, TX 78406
WORK (361) 884-3995 FAX (361) 884-4262

PROJECT: NAVAL AIR STATION CORPUS CHRISTI
NEW ADMIN ANNEX AND A.C.R.S.
ARCHITECT: NAVAL FACILITIES ENGINEERING COMMAND
GENERAL CONTRACTOR: W.G. YATES & SONS CONSTRUCTION CO. 877-677-5411

PROJECT NO.	EGS-2102-02
DRAWN BY	fp
DATE	04/03/21
SCALE	3/8" = 1'-0"
DRAWING	ANCHORING
SHEET	A1